


## WEBWHMIS STUDENT LOGIN INSTRUCTIONS

**IF YOU ARE USING A BCIT COMPUTER YOU MUST HAVE YOUR STUDENT COMPUTER ACCESS IDENTIFICATION AND PASSWORD!**

**This website uses HTML5. If your browser does not support HTML5, use an updated browser.**

1. Go to the website - <https://www.kccsoft.com/ST/Account/StudentLogin.aspx>
2. If you have an existing account (that is, you have previously logged in to the application because you took the WHMIS training with another instructor at BCIT) then enter the following:
  - a. Company ID: **1151**
  - b. Personal Login ID: **Your student ID (A00..... number)**
  - c. Personal Password: **The password you previously created**
  - d. Click the [Log In] button
3. If you are a new student (that is, you have never taken this online WHMIS course before):
  - a. Click the [Create New Account] button
  - b. Company Login ID: **bcitwhmis**
  - c. Company Password: **student08** (zero, not the capital letter O)
  - d. Click the [Next] button
  - e. Enter your first and last name, login ID (your A00..... number), and choose a password
  - f. Location: **BCIT Employee**
  - g. Department: **BCIT Employee**
  - h. Job Title: **Employee**
  - i. Ensure you enter your email address – this is only used for password recovery
4. On the Training Centre screen, click the [Launch ] button
5. If you experience any technical difficulties, please try the following:
  - a. Turn off your pop-up blocker in Internet Explorer
    - i. Click [Options]
    - ii. Click [Internet Options]
    - iii. Click [Privacy] tab
    - iv. Uncheck “Turn on Pop-up Blocker”
  - b. Disable compatibility view in Internet Explorer
    - i. Click the ‘Tools’ menu
    - ii. Ensure ‘Compatibility View’ is not checked
    - iii. Under the ‘Tools’ menu, select ‘Compatibility View Settings’
    - iv. Ensure ‘kccsoft.com’ is not listed in this screen

Welcome to the Training Centre!

Log In Problems? Contact Us

Log In

Company ID: 1151

Personal Login ID:

Password:

Company Login

Company Login ID: bciwhmis

Company Password: .....

Next

This applicati  
Emergency M

curity, and

### Learning Centre

#### Create Account

First Name:

Last Name:

LoginId:

Password:

Confirm Password:

Location: - Select Location -

Department: - Select Department -



Job Title: - Select Job Title -

Email (Optional):

Create Account

### Training Centre

E-learning Training History/Certificate

STATUS	DUE	LAUNCH	RESUME	NAME
Started	No			WHMIS 2015 ORIENTATION

Launch course