



BRITISH COLUMBIA
INSTITUTE OF TECHNOLOGY

3700 Willingdon Avenue
Burnaby, British Columbia
Canada V5G 3H2

bcit.ca

Message to BCIT Community

September, 2022

As part of a province-wide initiative led by the Ministry of Advanced Education and Skills Training, over 700 BCIT students joined close to 10,000 students from across British Columbia (BC) to participate in a student survey to support a research study on sexual violence in post-secondary institutions.

The survey results broadly tell us that, while BCIT students report perceiving sexual violence to be less common at BCIT and are slightly less likely to feel unsafe than the province-wide results show, the issue of sexual violence is still present and very real for some of our students. We are also acutely aware that perceptions of sexual violence can be meaningfully different based on an individual's identity and their own lived experiences.

We want to stress that *any* amount of sexual violence is unacceptable, and we are committed to addressing incidents appropriately while continuing to focus on prevention, education, and awareness. We aim to provide and maintain a safe learning, living, and working environment free from any form of sexual violence and misconduct including, but not limited to verbal, written, online, or in-person. The survey report calls upon BCIT, and all post-secondary institutions, to do more. Student respondents to the survey indicated a high level of interest in receiving more information on sexual violence and we are responding to that call. We are:

- Updating [our webpages on sexual violence and misconduct](#) to reflect changes in how we provide support and accommodation to our community.
- Adapting other training and resources to include clear messaging to improve education and awareness to prevent sexual violence as well as strengthening trust. This includes reviewing Be More Than a Bystander training and our consent and first responder trainings.
- Developing employee and student online learning modules to increase understanding about the meaning and impact of sexual violence. The modules will emphasize the importance of consent in all relationships and outline how to intervene to prevent sexual violence. They will also clearly explain how to find support for yourself and how to support someone else who has experienced sexual violence.

BCIT is committed to assisting individuals who have experienced sexual violence to ensure they receive the help and resources they need to make an informed choice about their

options. Each person will have unique reasons for choosing whether to report the incident. Regardless of whether an individual chooses to make a report under BCIT's Sexual Violence and Misconduct policy about their experience, [BCIT provides support for staff and students](#), through workplace or academic accommodations.

If you haven't already done so, we urge all BCIT staff, faculty, and students to download the [BCIT Safety Wise app](#). The app provides convenient and immediate access to BCIT Safety and Security and support services including [Safer Walk](#), emergency contacts, an anonymous tip line, and resources for those who have experienced, or are supporting someone who has experienced, sexual violence and misconduct. We also encourage all employees to make themselves familiar with BCIT's [Sexual Violence and Misconduct policy](#).

Finally, I want to personally thank all the BCIT students who responded to the survey. Your experiences, perspectives, and feedback are critical to addressing these issues. Together, we are fostering a campus community that does not tolerate sexual violence or misconduct of any kind and responds effectively and compassionately to those affected by sexual violence.

A handwritten signature in black ink, appearing to read 'Paul McCullough', followed by a period.

Paul McCullough, Interim President

Leger

THE LARGEST CANADIAN-OWNED
POLLING, MARKET RESEARCH
AND ANALYTICS FIRM

MONTREAL • QUEBEC

TORONTO • WINNIPEG • EDMONTON • CALGARY

VANCOUVER • PHILADELPHIA

Report

Sexual Violence on Post-Secondary Campuses in BC (Undertaken for Ministry of Jobs, Education and Skills Training)

Custom results prepared for:



DATE

PROJECT NUMBER

Leger

We know Canadians



INTRODUCTION

PROJECT OBJECTIVES



Collaboration of Ministry of Advanced Education and Skills Training, BCcampus and post-secondary subject matter experts collaborating to conduct research study.



Overall goal is to understand perceptions of sexualized violence in BC's post-secondary institutions.



Leger commissioned to undertake the study, which included over two years of preparation.

This is a custom report prepared for BCIT, comparing the total results of all institutions to that of results for BCIT.

METHODOLOGY



Online surveys with as many post-secondary students in BC as possible.
Invitations and reminders sent by institutions to their students using open links provided by Leger.



Fieldwork in waves January 12-March 20, 2022.
BCIT participated in the January 17-February 6, 2022 wave.



9,642 out of 231,340 students invited were included in the data (those who answered at least 60% of the questions were included in the final data as no question was mandatory), 4% response rate.
740 of the 16,972 BCIT students invited were included in the data, also a 4% response rate.



Total data was weighted by institution – that is, in proportion to the number of students that institution has as a percentage of the whole. This is to ensure accurate representation of students overall.



Statistically significant differences between the results for BCIT compared to the total (average) are shown as follows:

- ▲ Statistically significantly higher than the total
- ▼ Statistically significantly lower than the total

Note: Since data presented in this report is rounded, the sums in graphs and tables (based on actual figures before rounding) may not match the manual addition of rounded numbers.



KEY FINDINGS

Key Findings



Perceived rates of sexual violence and safety from it are far from ideal

- At BCIT, 21% of student respondents perceive in person, on campus sexual violence and 19% online sexual violence to be very or somewhat common.
- In addition, between one-in-ten and one-third of students report having witnessed sexual violence events of different kinds.
- Finally, 11% do not feel safe from sexual violence in person on campus and 6% do not feel safe from sexual violence online.
- For all of these statistics, BCIT students are different from the average – they are less likely to perceive sexual violence to be common, less likely to have witnessed any event and a little less likely to feel unsafe compared to the total sample across all post-secondary institutions. Analysis shows that this is reflecting different perceptions of campus climate at BCIT, not just an impact of a different base of students answering the survey. As such, while the issue of sexual violence still exists as a problem for BCIT (as it is for all post-secondary institutions), it is slightly less acute at this particular school.



Key Findings (cont.)



There is an opportunity for BCIT and other post-secondary institutions to do more

- Awareness of information from BCIT on sexual violence is fairly limited (between 25% and 36% of BCIT students are aware it exists, depending on the topic area) and participation in training is even lower. Further, awareness and participation levels at BCIT are slightly below the overall average.
- While most students have received information on sexual violence in the past, it is a minority who have done so from BCIT. While this is in keeping with the findings for other post-secondary institutions in BC, rates for BCIT students receiving that information is also below average.
- Many students do not feel that BCIT is doing enough to improve education and awareness or to prevent sexual violence (fewer than half in each case agree enough is being done but while perceptions of education at BCIT are below the average, BCIT students are a little more likely to think their school is doing what is needed for prevention).
- When asked, there is nearly universal interest in receiving more information from BCIT. While base sizes of those who have attended training from BCIT are relatively small, they speak very highly of it, showing promise for future efforts.
- While trust scores are reasonable (and somewhat stronger for BCIT than the average across all institutions), not all students have a high degree of trust that BCIT would do the right thing in the event that they came forward with a sexual violence complaint. Scores range from a high of seven-in-ten trusting that the issue would be taken seriously to a low of 58% who think their school would take appropriate disciplinary action.
- Perhaps as a result of these factors, the likelihood of students to inform institutional resources of an incident of sexual violence (particularly for in person events) is relatively limited, with personal contacts (family, friends, partner) far more likely to be turned to. In the event of an in person, on campus incident, students would, for example, turn to police more often than student services/campus staff or an instructor.

Key Findings (cont.)



Students feel a responsibility to speak up

- Nearly all students (at BCIT and at all institutions in general) agree they have a responsibility to speak up about sexual violence and there appears to be wide-spread understanding (to the extent that we can test it) as to what “consent” is.
- Confidence is relatively high that students know the right thing to do in the event of witnessing an event of sexual violence. However, this confidence is not universal (just under three-quarters) and some specific groups of students could likely use additional support in this area.

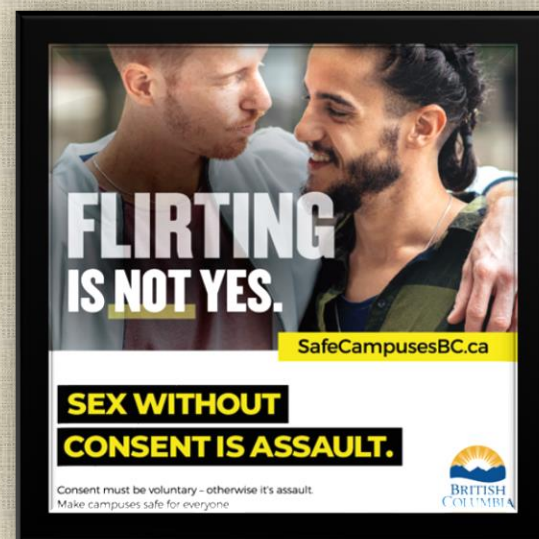


There are many meaningful differences by subgroup

- As demonstrated by the data presented under separate cover and discussed throughout the report, results are far from homogenous among students. There are groups that have different levels of understanding, knowledge, confidence, and sense of security, and different levels of trust and confidence in the actions and resources provided by their institution. As such, different levels and types of effort may be needed to reach all students and meet all needs.
- As might be anticipated, BCIT students who are gender diverse, cisgender women, and those of diverse sexual orientation (lesbian, gay, bisexual, queer, pansexual, asexual or self-identifying) feel most at risk from sexual violence. In addition, these groups are the least trusting of BCIT and yet are most interested in further education.

R
E
S
U
L
T
S

DETAILED RESULTS

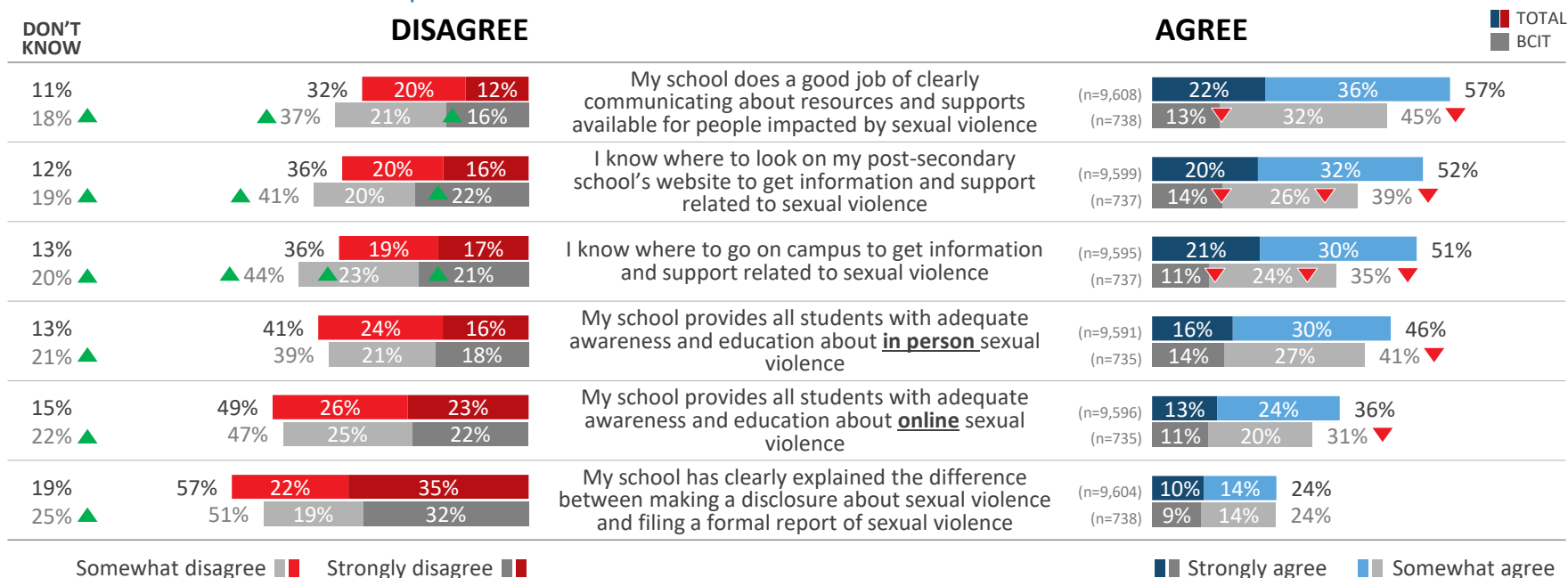


Access & Actions

Sexual Violence Resources

Overall, there is upward potential to improve student awareness of resources at their post-secondary institution and where to access them.

Compared to the average of all post-secondary institutions, BCIT students are less likely to feel that the school is doing a good job when it comes to education and providing information and significantly less aware where to find that information, making this finding even more acute. This is despite the fact that BCIT students answering the survey are more often cisgender males and older than those at other schools, and both groups tend to rate resources from their institution more highly than other groups. This even more clearly underscores the sense that more resources and information from BCIT could be provided to students.



KEY SUBGROUP DIFFERENCES:

Sexual Violence Resources

(Please refer to Excel-based data tables provided under separate cover)

As with the total sample of all post-secondary students in this study, analysis of results by subgroup among BCIT students show many differences exist in perceptions and opinions.

There are fewer differences to note for BCIT versus the overall data; much of this is due to a smaller sample size for BCIT, which means either some subgroup analysis is simply not possible or that differences tend to be directional rather than statistically significant (due to a higher margin of error with results on smaller sample sizes).

Significant differences by subgroup within the BCIT sample worth note are as follows:

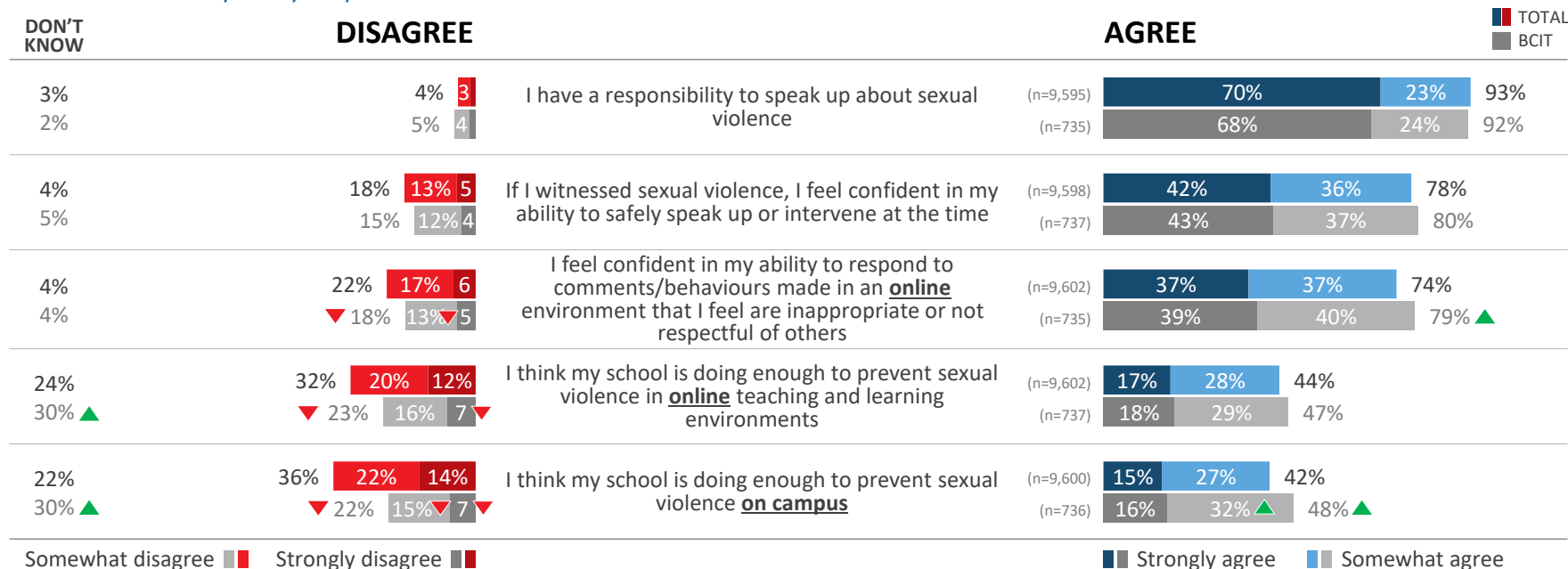
- There is higher agreement among full-time students versus part-time and those who have classes on campus versus all online on several statements, suggesting there are fewer opportunities for exposure to messaging among some students. As such, additional efforts may be needed to reach all students.
- There is higher agreement among cisgender men on the adequacy of resources from BCIT, which could reflect less personal impact of the issue, resulting in less need for resources and thus higher satisfaction with what is provided.
- Lower agreement among those of diverse sexual orientation (our definition includes all orientations other than straight, specifically lesbian, gay, bisexual, queer, pansexual, asexual or self-identifying) on all statements suggests additional support for this group is needed.



Actions to Prevent Sexual Violence

Nearly all students – overall and at BCIT specifically – perceive that they have a responsibility when it comes to speaking up about sexual violence and there is a strong majority (although not all) who feel confident in their ability to do what is needed if sexual violence is witnessed. BCIT students are slightly more confident in their ability to respond to online incidents compared to the average.

However, as with the last metric on resources, results speak to students not feeling that their post-secondary institution is doing enough to prevent sexual violence – whether online or in person. BCIT students, while a little more likely to feel actions are sufficient (especially on campus) are also more likely to say they “don’t know”.



Base: All respondents who answered

A2. To what extent do you agree or disagree with the following statements about actions to prevent sexual violence at your school?

▲ Statistically significantly higher than the total

▼ Statistically significantly lower than the total

KEY SUBGROUP DIFFERENCES:

Actions to Prevent Sexual Violence

(Please refer to Excel-based data tables provided under separate cover)

All groups quite universally understand their responsibility to speak up about sexual violence, but there are more differences in the views of BCIT students when it comes to their confidence to do so and their sense of whether their institution is doing enough regarding prevention:

- Cisgender women, and those of diverse genders appear to need more support to be confident in how to speak up or intervene in situations involving sexual violence.
- Cisgender men and those of straight sexual orientation are more supportive of BCIT's prevention efforts than others, in line with earlier findings that they are more likely to believe communication and resourcing is adequate.
- Full-time students and those with their courses delivered on campus are also more positive about BCIT's efforts, perhaps reflecting greater exposure to actions by the institution.



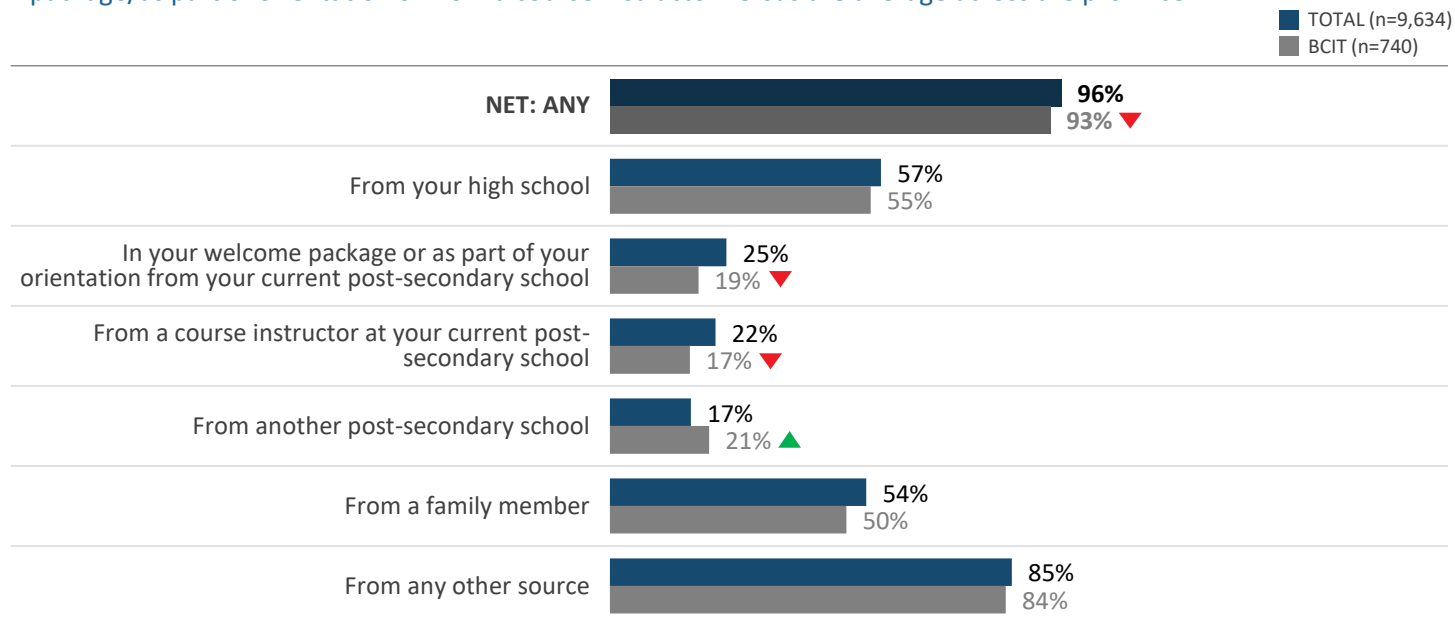


Training

Past Consent Education/Information Received

While nearly all students have received some education or information on consent, sources other than the current post-secondary institution predominate (personal contacts or high school are far more often a source of information).

BCIT students are a little less likely to report having received information from BCIT either in the welcome package/as part of orientation or from a course instructor versus the average across the province.



Base: All respondents who answered

T1. From your high school - In the past, have you received any education or information from each of the following about the importance of getting consent from partners before engaging in sexual activity?

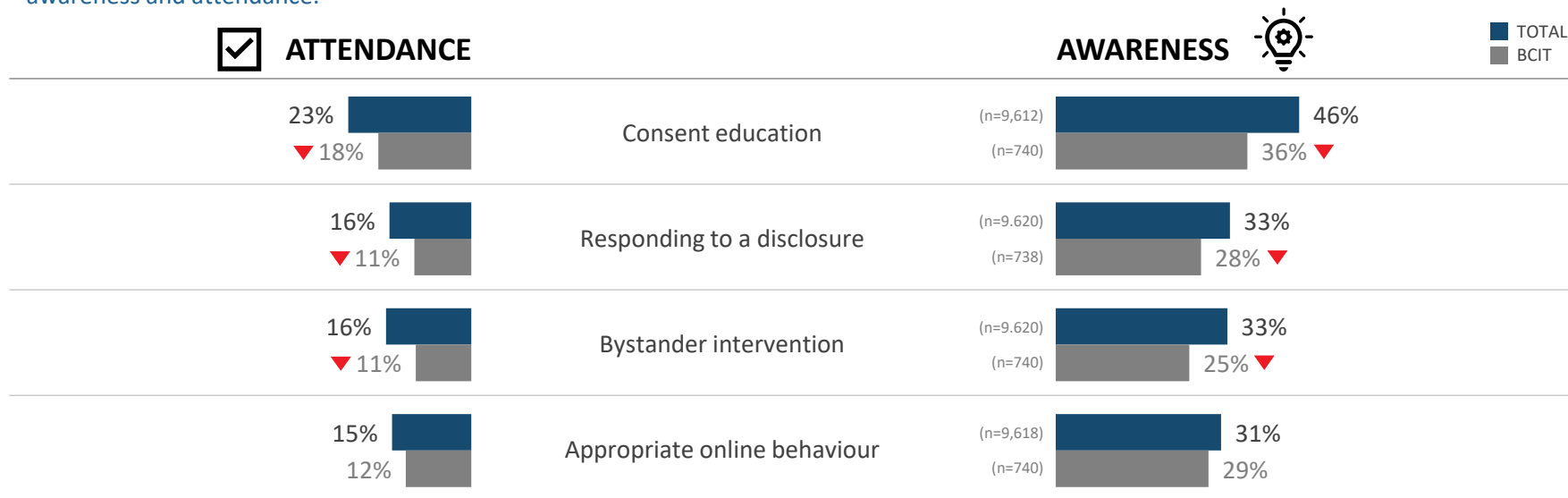
▲ Statistically significantly higher than the total

▼ Statistically significantly lower than the total

Awareness and Attendance: SV Education/Information From Current Institution

Awareness of various aspects/topics of education or information related to sexual violence being provided by students' current post-secondary institution is relatively low, with at most just under half being aware of any particular topic. Participation in that education is even lower, signaling much upward potential.

In line with other findings for BCIT, awareness and attendance is below average, indicating more is needed to be done at this institution to boost awareness and attendance.



Base: All respondents who answered

T2. Have you attended any of the following types of sexual violence education or training at your current post-secondary school either in person or in an online environment?

▲ Statistically significantly higher than the total

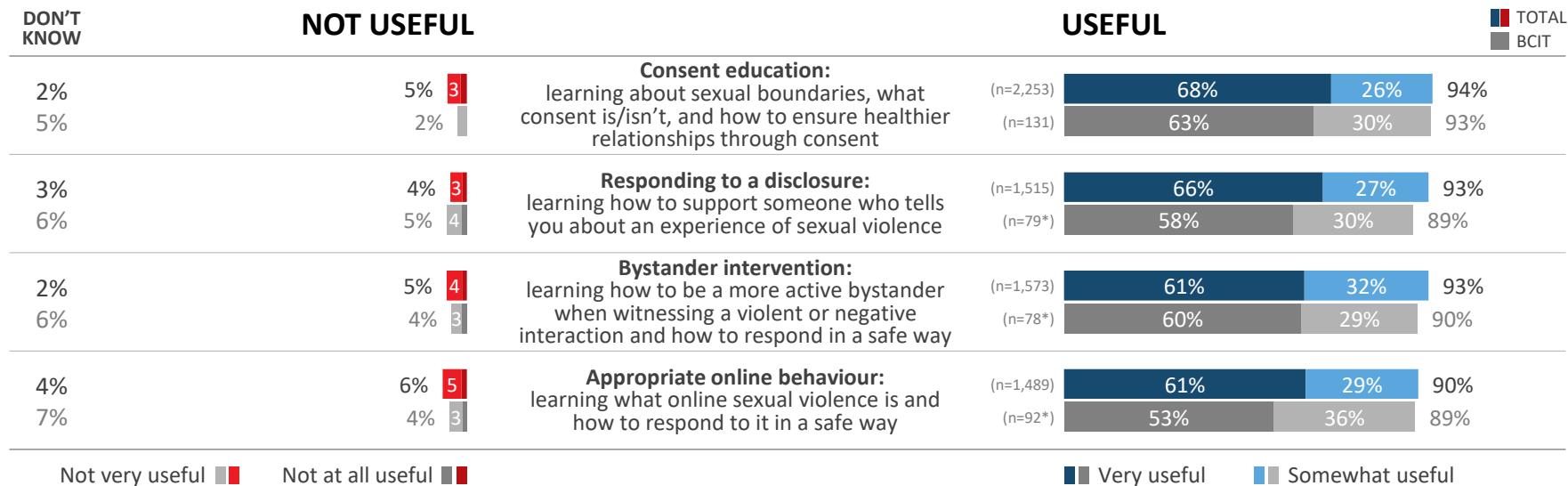
▼ Statistically significantly lower than the total

Usefulness: Education/Information From Current Institution

(Among Those Who Attended Training)

Those who attended each type of training or education offered by their current post-secondary institution nearly universally give it a thumbs up in terms of being useful, suggesting that the content is on-target.

While the base sizes of those who attended training from BCIT are small (and therefore some caution should be taken with results), usefulness is rated just as highly as the average, pointing successful execution of the education/information.



* Small sample size, interpret with caution.

Base: Those who attended each type of training and who answered.

T3. How useful did you find each of the following types of sexual violence education or training?

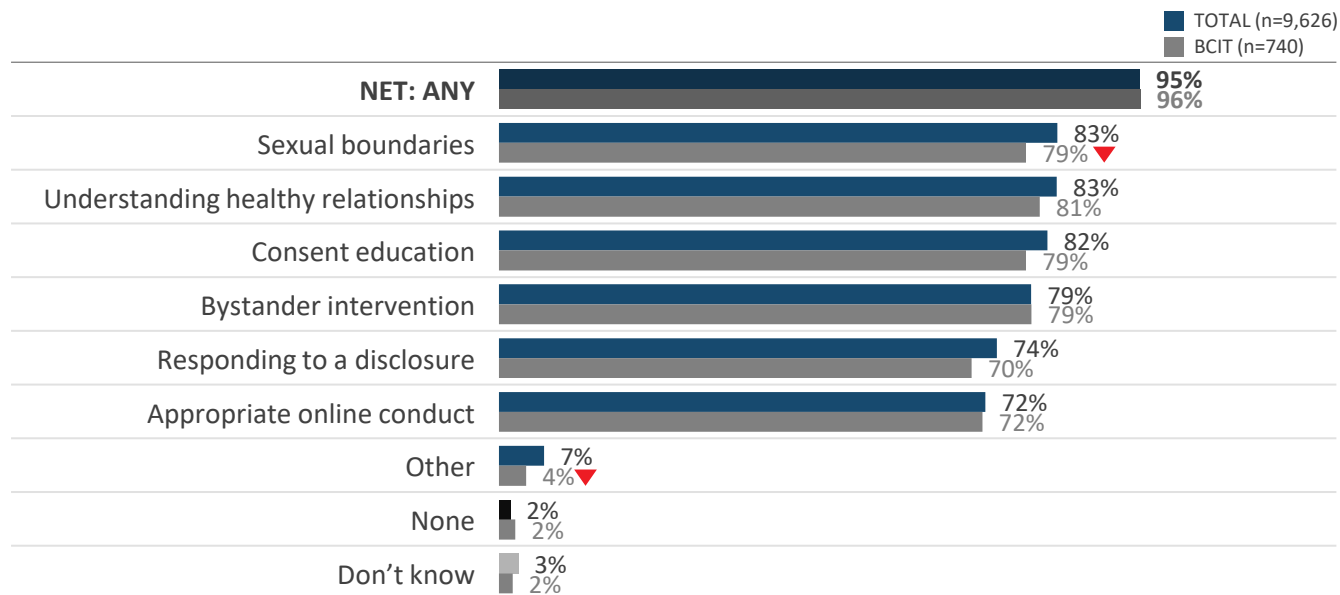
▲ Statistically significantly higher than the total

▼ Statistically significantly lower than the total

Education/Information Desired (Aided)

Nearly all students would welcome additional education/information; the various types of information in the list provided by the survey receive similarly high levels of interest. Interest levels among BCIT students are very similar to that of the general student population in BC.

Where there are differences in interest by subgroup (please see data provided under separate cover), it tends to be the case that a group is more interested in education in general or not, rather than particular topics being of differential interest. Cisgender women, those of diverse gender identity, and those of diverse sexual orientation are all more interested and as such potentially represent the best targets for future efforts.




Base: All respondents who answered

T4. In your opinion, which of the following types of information or education should your school make available to help students understand what is meant by “healthy relationships” and “sexual boundaries”?

▲ Statistically significantly higher than the total

▼ Statistically significantly lower than the total





Campus Culture



BCIT students feel safer than the average student in BC. As noted earlier, BCIT respondents are significantly older, and more are cisgender males— as both these groups are far less likely to feel unsafe it is not unsurprisingly to find this.

Still even once these variables are taken into account, BCIT students still feel safer— for example, while 23% of cisgender females feel unsafe in person across all institutions, only 14% of BCIT cisgender females feel so. As such, results indicate there is a greater feeling of safety at BCIT versus other institutions.

Perceived Safety from Sexual Violence

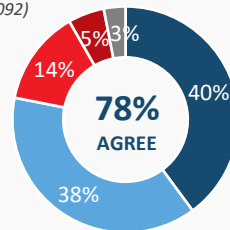
While a large majority of students feel safe from sexual violence, the minority who feel unsafe is most certainly higher than it should be as any degree of feeling unsafe is, of course, unacceptable. There is perhaps predictably a higher proportion who feel safe online versus in person.

IN PERSON ON CAMPUS

(Among those with in person on campus experience)

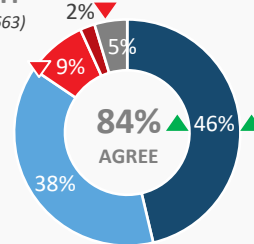


TOTAL
(n=9,092)



- Strongly agree
- Somewhat agree
- Somewhat disagree
- Strongly disagree
- Don't know

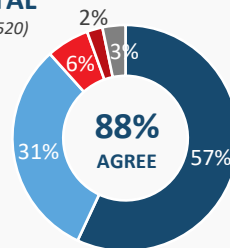
BCIT
(n=663)



ONLINE

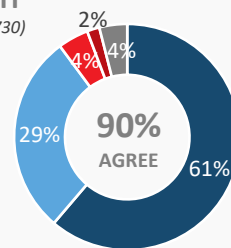


TOTAL
(n=9,520)



- Strongly agree
- Somewhat agree
- Somewhat disagree
- Strongly disagree
- Don't know

BCIT
(n=730)



Base: All respondents who answered

C1. To what extent do you agree or disagree that you feel safe from sexual violence at your school?

▲ Statistically significantly higher than the total

▼ Statistically significantly lower than the total

KEY SUBGROUP DIFFERENCES:

Perceived Safety From Sexual Violence

(Please refer to Excel-based data tables provided under separate cover)

Across the total sample of students from all post-secondary institutions, there are many differences in perceived safety by subgroup with the most notable differences in safety when it comes to in person situations (rather than online). For BCIT in particular there are fewer significant differences to note, with most being directional in nature. There is only one statistically significant difference seen for BCIT:

- Cisgender women and those who are gender diverse feel less safe when in person on campus.





Continuing the same theme in results so far in this report, perceived prevalence of sexual violence at BCIT – both in-person and online – is significantly below average.

This pattern remains true even within key subpopulations – for example, 24% of BCIT cisgender females feel in person sexual violence is common, much lower than the 47% of cisgender females across all institutions. As such, the differences seen are not just due to a different base of respondents, but also a different viewpoint of BCIT students.

Perceived Prevalence of Sexual Violence

While a decent minority of students are not sure of its prevalence, nearly all others indicate there is at least some sexual violence on campus and online at their institution, with in person violence perceived as being more common.

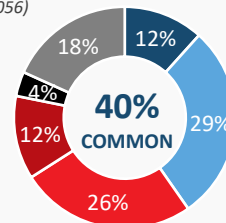
IN PERSON ON CAMPUS

(Among those with in person on campus experience)



TOTAL

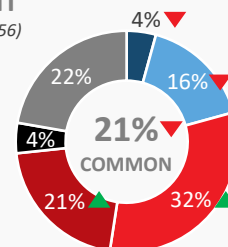
(n=9,056)



- Very common
- Somewhat common
- Not very common
- Not at all common
- No sexual violence
- Don't know

BCIT

(n=656)

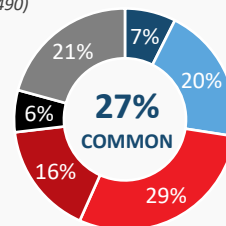


ONLINE



TOTAL

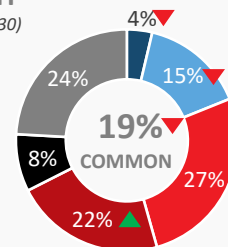
(n=9,490)



- Very common
- Somewhat common
- Not very common
- Not at all common
- No sexual violence
- Don't know

BCIT

(n=730)



KEY SUBGROUP DIFFERENCES:

Perceived Prevalence of Sexual Violence

(Please refer to Excel-based data tables provided under separate cover)

Perceived prevalence of sexual violence tends to correlate to perceived safety – those who feel less safe also tend to perceive greater prevalence. Differences tend to be more acute when it comes to in person on campus sexual violence than online.

Again, there are fewer differences to note for BCIT students, reflecting more universal views as well as the impact of smaller sample sizes for analysis. Groups at BCIT who are significantly more likely to perceive in person sexual violence as being common at their post-secondary institution are:

- Part-time students.
- Those with online courses only (no classes in person).
- Non-degree students.

Directionally (not statistically significant) but worth noting as they are findings that are strongly true for the total sample and part of a larger trend, in person sexual violence is also seen as more common by:

- Cisgender women and those who are gender-diverse.
- Those whose sexual orientation is not straight (lesbian, gay, bisexual, queer, pansexual, asexual or self-identifying).



Impact of Alcohol/Drugs and Technology

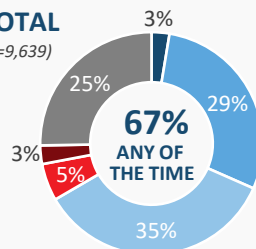
A sizeable minority of students are not sure the extent to which alcohol/drugs are involved in incidents of sexual violence or that these incidents are facilitated by technology. Nearly all of the remaining students, however, think both have an impact, with very few thinking these factors never or rarely have an impact.

In comparison, BCIT students are a lot less likely to think that either alcohol/drugs or technology are factors, with only half thinking either are present at least some of the time – this is one-third lower than the average for alcohol and drugs but only slightly lower for technology. This is not, however, because they are more likely think that these things are NOT a factor, but rather that they don't know if they are.

SEXUAL VIOLENCE AND ALCOHOL/DRUGS

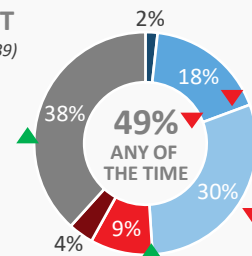


TOTAL
(n=9,639)



- All the time
- Most of the time
- Some of the time
- Rarely
- Never
- Don't know

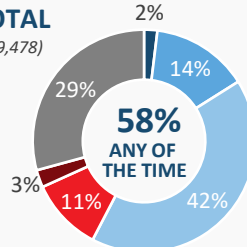
BCIT
(n=739)



SEXUAL VIOLENCE FACILITATED BY TECHNOLOGY

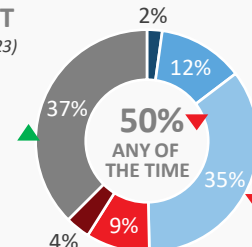


TOTAL
(n=9,478)



- All the time
- Most of the time
- Some of the time
- Rarely
- Never
- Don't know

BCIT
(n=723)



Base: All respondents who answered

C2B. To your knowledge, how often do you think incidents of sexual violence at your school involve the consumption of alcohol and/or drugs?

C2C. To your knowledge, how often do you think incidents of sexual violence at your school are facilitated by technology (including the use of online information and/or devices)?

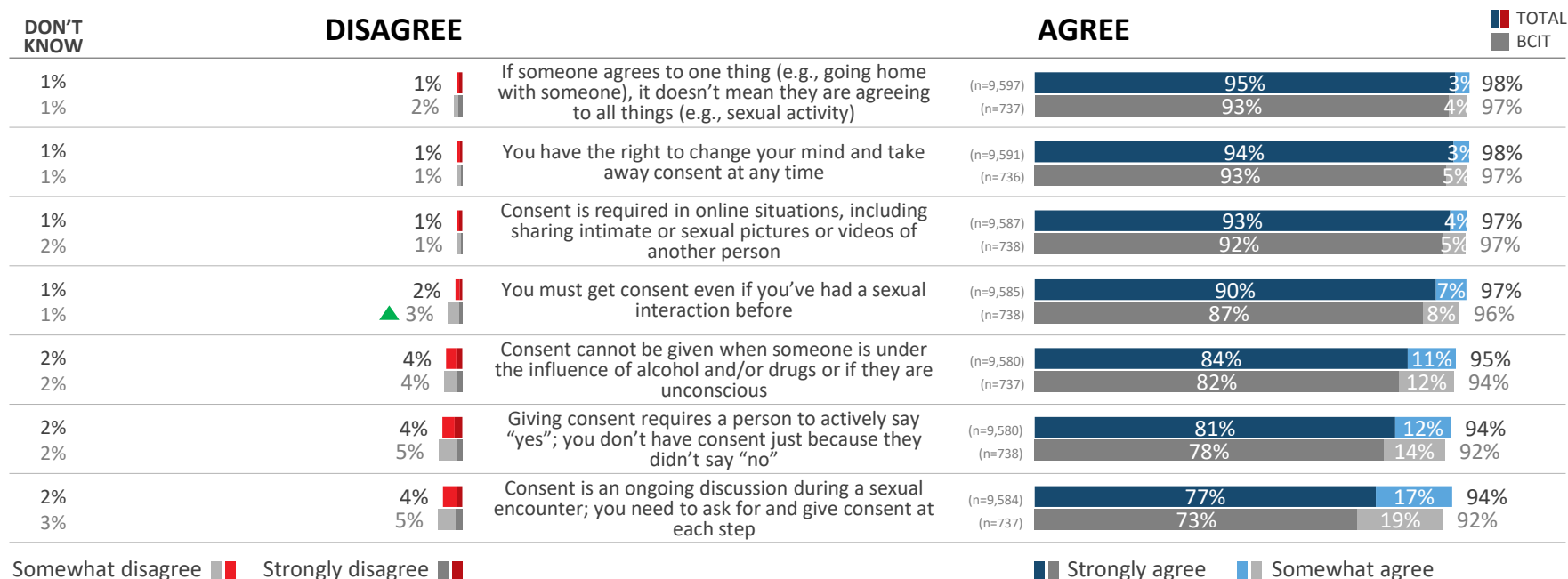
▲ Statistically significantly higher than the total

▼ Statistically significantly lower than the total

Perceptions about Consent

At least when the information is presented in a survey in this way, understanding of consent appears to be extremely high, nearly universal in fact. BCIT students are extremely similar to other students in this regard with no differences of note.

Differences by subgroup are relatively small and as rates are so high, are not very meaningful (please see the data provided under separate cover).



Base: All respondents who answered

C3. To what extent do you agree or disagree with each of the following statements about consent in sexual situations?

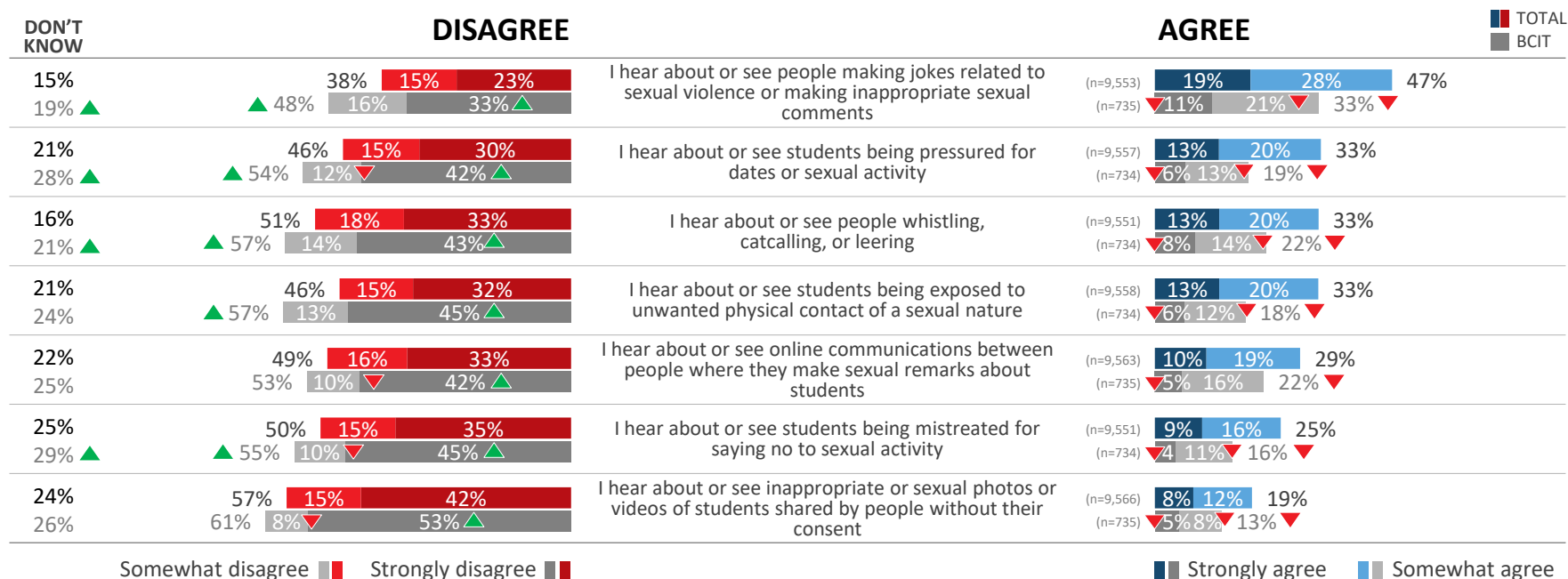
Statistically significantly higher than the total

Statistically significantly lower than the total

Sexual Violence Events

Witnessing of sexual violence events by BC post-secondary students (hear about or see) is reported by a significant minority of students, ranging from between one-in-five for photos/videos shared without consent up to nearly half for jokes/comments.

In comparison, these levels are far lower among BCIT students, ranging from just over one-in-ten to one-third. This is part of the same broader trend in results where students at this institution perceive the issue to be less prevalent than in general in BC post-secondary schools.



KEY SUBGROUP DIFFERENCES:

Sexual Violence Events

(Please refer to Excel-based data tables provided under separate cover)

There are again many subgroup differences of note, with differences quite often relating to different groups being more likely to be subject to sexual violence. The pattern tends to be that certain groups are more likely to report seeing/hearing about all items more rather than just select items.

Differences worth note among BCIT students are that:

- Gender diverse students and cisgender women are more likely to report witnessing all events relative to cisgender men.
- Those of diverse sexual orientation (lesbian, gay, bisexual, queer, pansexual, asexual or self-identifying) are also directionally more likely to report witnessing them than those who report their sexual orientation as straight.



HELP

SUPPORT

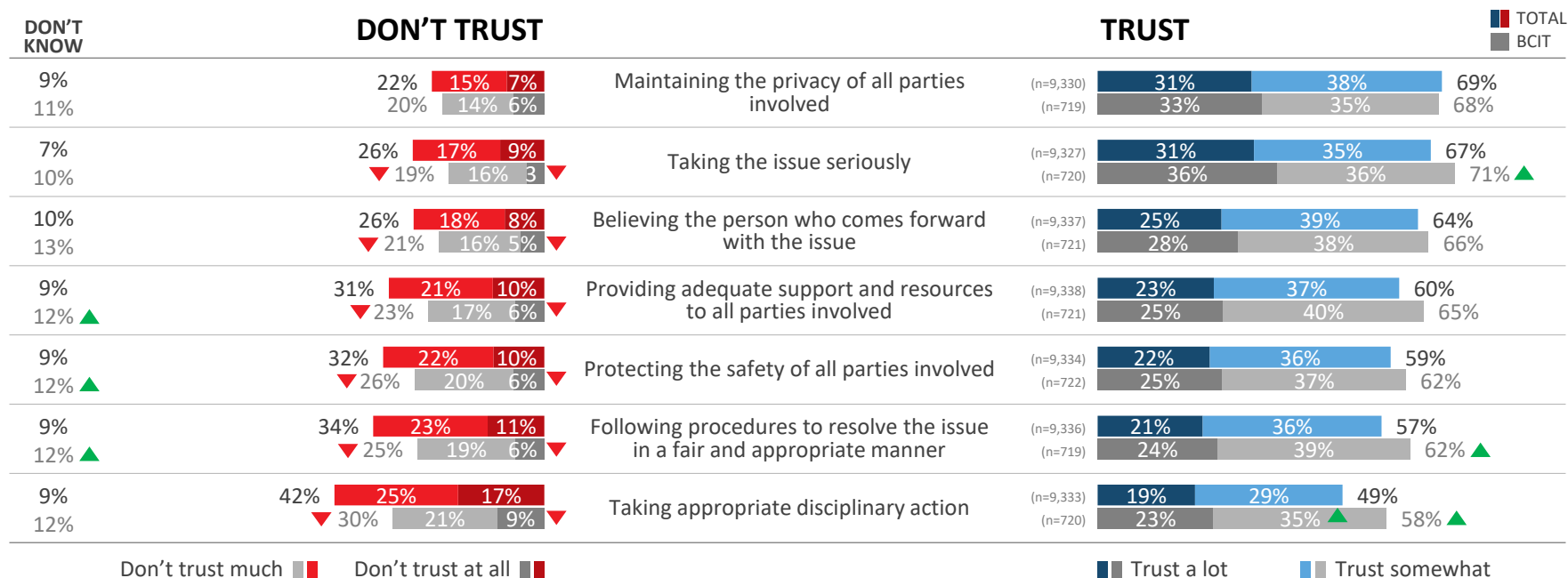
ADVICE

GUIDANCE

Reporting

Trust Institution to Handle Sexual Violence Reporting

Trust levels in institutions overall in the hypothetical case of reporting an incidence of sexual violence ideally could be higher. BCIT students, however, are somewhat more trusting in their institution, especially when it comes to taking the issue seriously, following procedures to resolve the issue fairly and appropriately and taking appropriate disciplinary action.



Base: All respondents who answered

R1. Based on your knowledge of your school's policies and procedures, if you were to come forward with an issue related to sexual violence, to what extent do you trust your school to handle the issue in each of the following ways?

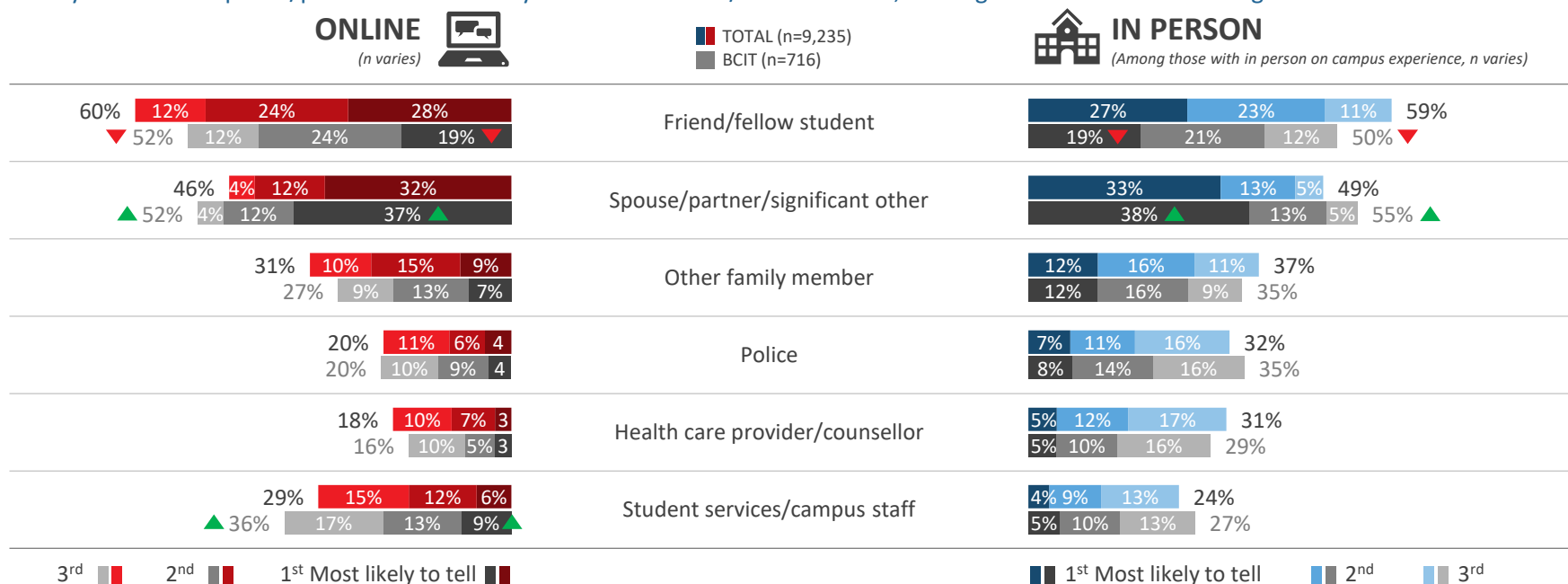
▲ Statistically significantly higher than the total

▼ Statistically significantly lower than the total

Likely to Inform About Sexual Violence

Most prevalently, students would turn to a personal contact to report a sexual violence incident; a large majority would tell someone. There are very large differences, however, in how an online incident would be reported versus in person. Students would be more likely to turn to an instructor for online versus in person, whereas they would be less likely to report it to police, and health care providers. Student services would be equally likely to be used for in person and online events, but by a fairly small minority.

Reflecting the fact that BCIT students are, on average, older than those from other post-secondary institutions, students are somewhat more likely to turn to a spouse/partner and less likely to turn to a friend/fellow student, although the same overall findings remain consistent.



Base: All respondents who answered

R2. Who, if anyone, would you be most likely to tell about an incident of sexual violence that happened to you in person at your current school?

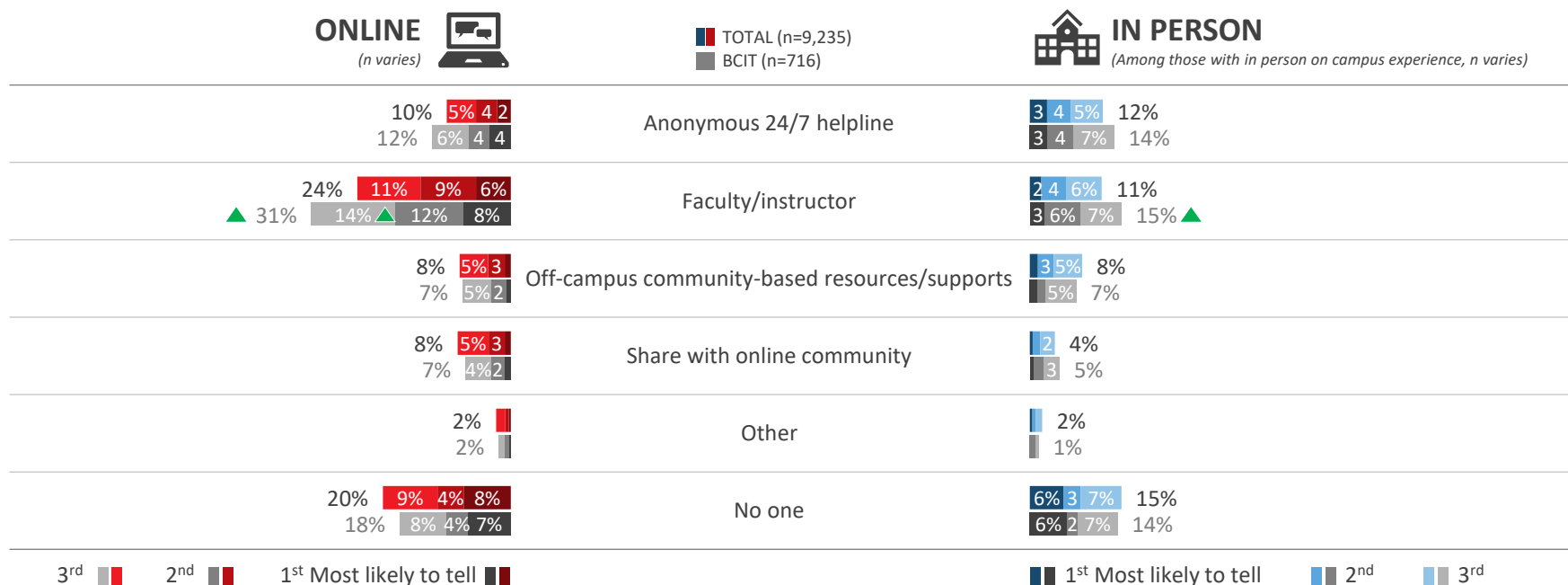
R2A. Who, if anyone, would you be most likely to tell about an incident of online sexual violence that happened to you at school?

▲ Statistically significantly higher than the total

▼ Statistically significantly lower than the total

Likely to Inform About Sexual Violence (cont.)

BCIT students are also more likely to turn to a faculty member than the average post-secondary student in BC, with the difference largest when it comes to online incidents.



Base: All respondents who answered

R2. Who, if anyone, would you be most likely to tell about an incident of sexual violence that happened to you in person at your current school?

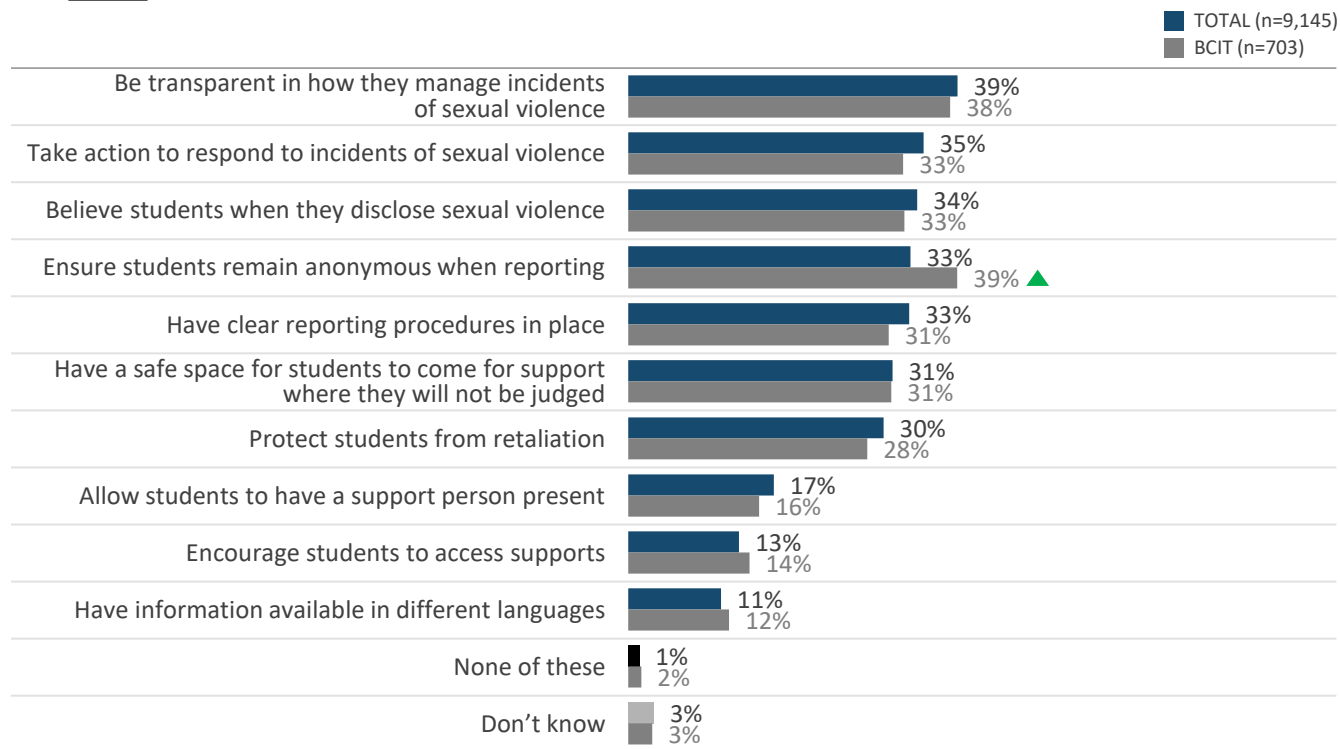
R2A. Who, if anyone, would you be most likely to tell about an incident of online sexual violence that happened to you at school?

▲ Statistically significantly higher than the total

▼ Statistically significantly lower than the total



Top 3 Influencers for More Likely to Report Sexual Violence (Aided)



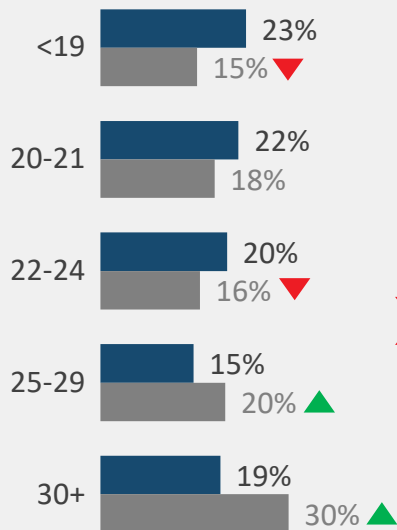
While many of the items presented to students are felt to be actions that could improve willingness to report an incident, none appear poised to have wide-spread impact. While results among BCIT students are largely consistent with the average, ensuring anonymity is slightly more stressed, making it the number one ranked influencer at this institution.



Participant Profile

RESPONDENT **PROFILE****AGE**

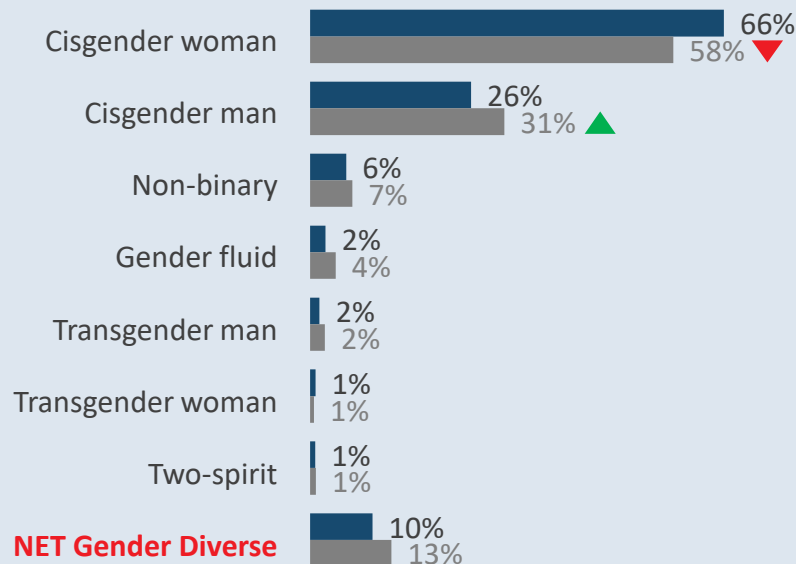
■ TOTAL (n=8,351)
■ BCIT (n=639)



»»» **AVERAGE AGE**
25 YEARS
27 YEARS ▲

**GENDER IDENTITY**

■ TOTAL (n=8,397)
■ BCIT (n=635)

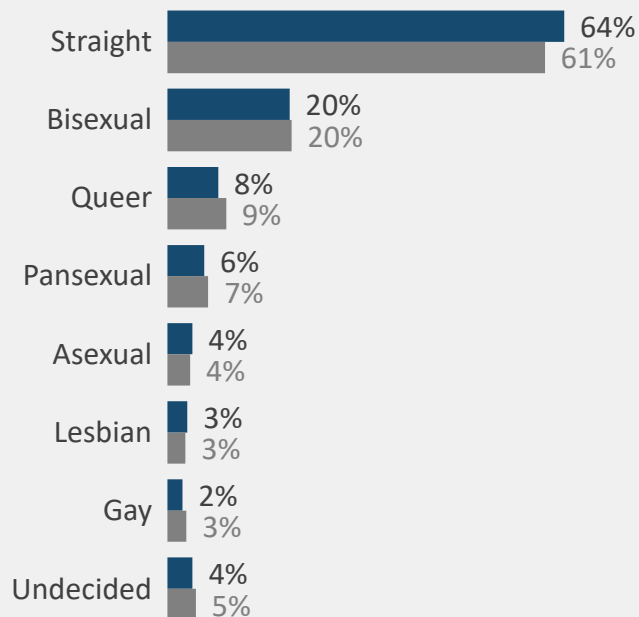




RESPONDENT PROFILE (cont.)

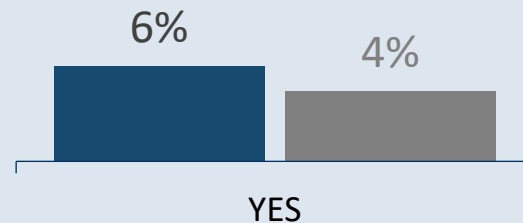
SEXUAL ORIENTATION

■ TOTAL (n=8,613)
■ BCIT (n=657)



INDIGENOUS/FIRST NATIONS/ METIS/INUIT

■ TOTAL (n=8,750)
■ BCIT (n=674)



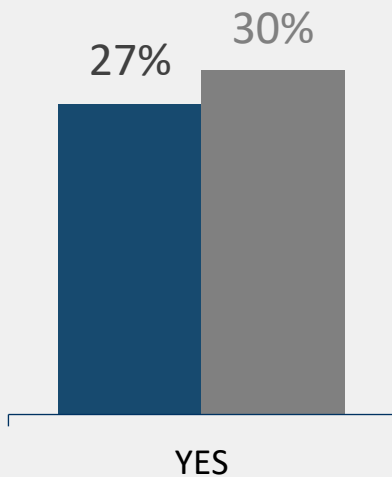


RESPONDENT **PROFILE** (cont.)



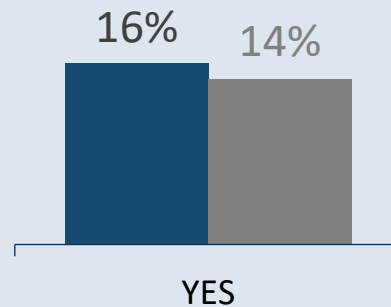
RACIALIZED

■ TOTAL (n=8,509)
■ BCIT (n=659)



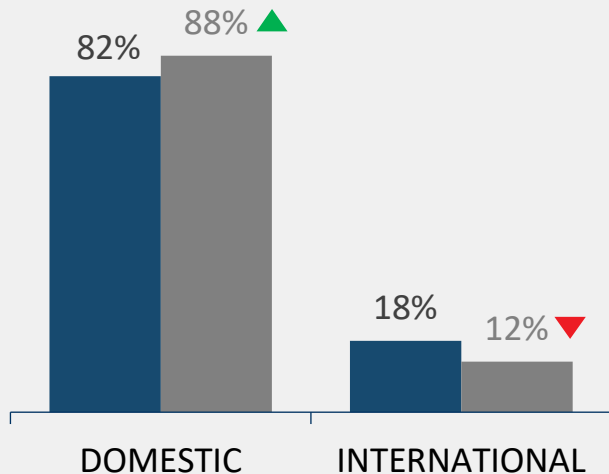
HAVE A DISABILITY

■ TOTAL (n=8,687)
■ BCIT (n=670)

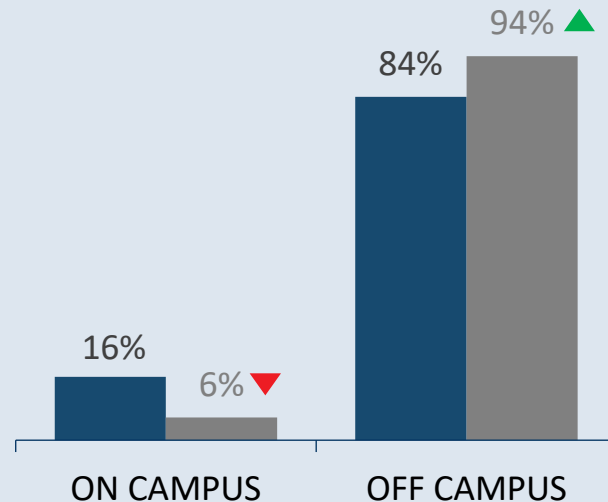


RESPONDENT **PROFILE** (cont.)**DOMESTIC VS.
INTERNATIONAL**

■ TOTAL (n=8,840)
■ BCIT (n=676)

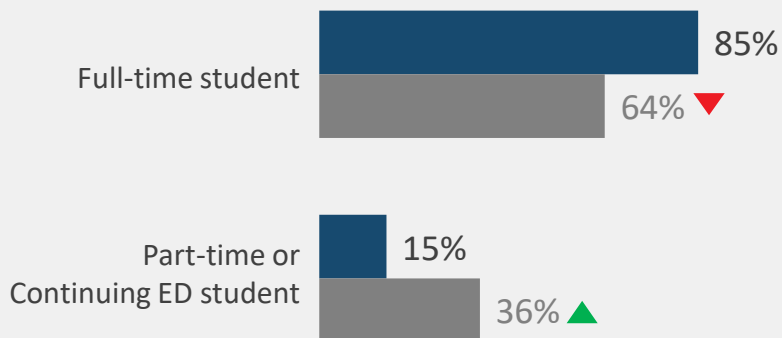
**LIVING ARRANGEMENT**

■ TOTAL (n=8,755)
■ BCIT (n=675)

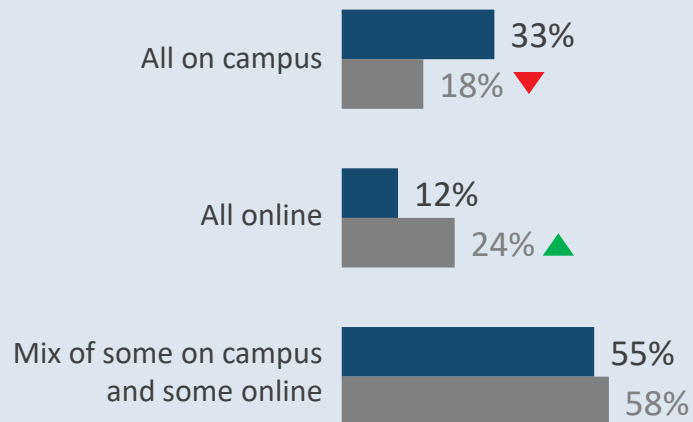



RESPONDENT **PROFILE** (cont.)**TYPE OF STUDENT**

■ TOTAL (n=9,636)
■ BCIT (n=739)

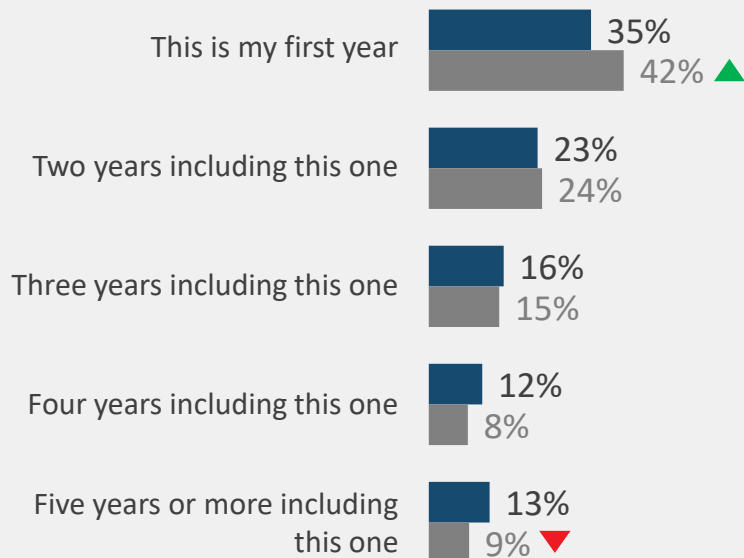
**CURRENT COURSE DELIVERY**

■ TOTAL (n=9,634)
■ BCIT (n=740)

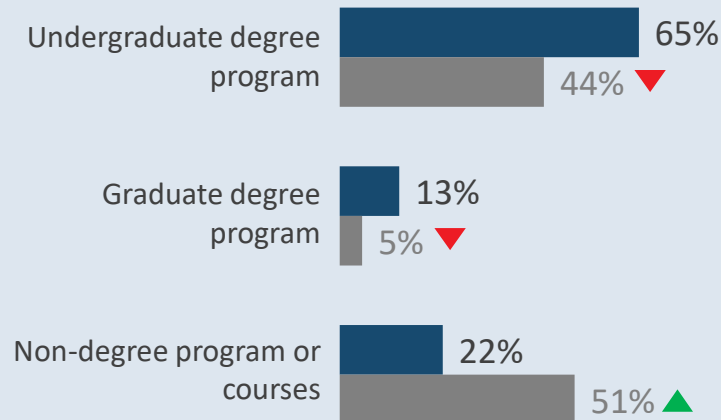


RESPONDENT **PROFILE** (cont.)**YEARS AT THIS SCHOOL**

■ TOTAL (n=8,854)
■ BCIT (n=678)

**TYPE OF ENROLLMENT**

■ TOTAL (n=9,610)
■ BCIT (n=737)



Leger

We know Canadians

