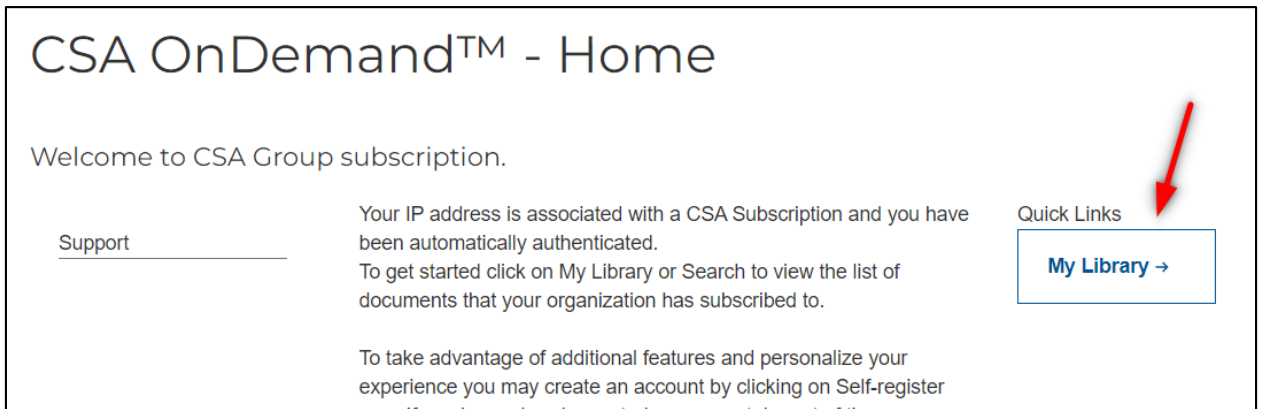


CSA Online – Downloading procedure (May 2022)


1. Make sure to use the link from the BCIT website (currently <https://go.openathens.net/redirector/bcit.ca?url=https://store.csagroup.org/ondemand/s/>).
Important: this link only works on campus!
2. Upon arrival on the CSA website, click the “My Library” link on the right side of the page:




3. Locate and click on the document you are looking for. Something like this should appear on the right:

CSA C22.2 NO. 248.13:22

Low-voltage fuses - Part 13:
Semiconductor fuses (Trinational
standard with UL 248-13 and NMX-J-
009/248/13-2022-ANCE)

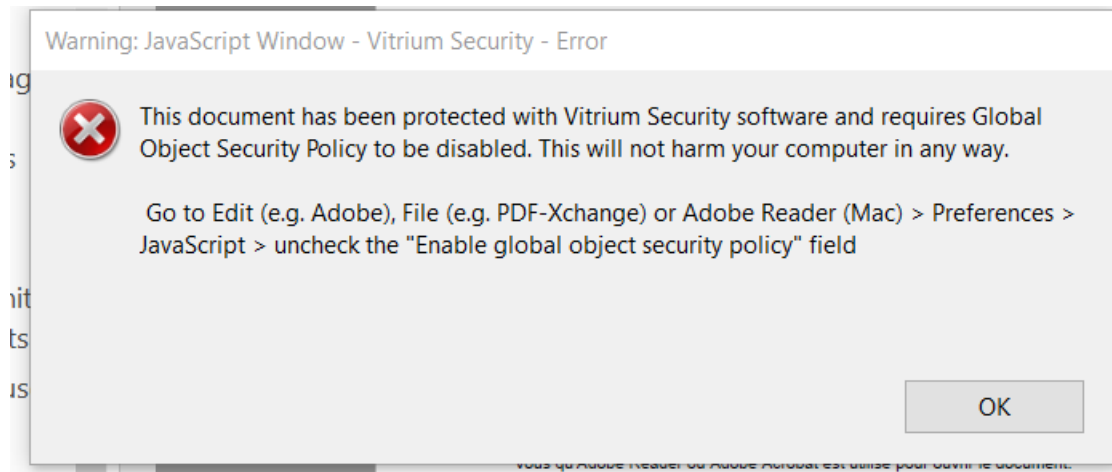
[View Online](#) 

[Download PDF*](#) 

Downloaded PDF document must be opened using
the desktop version of Adobe Reader or Acrobat)

For academic users, the PDF document
cannot be accessed off campus. Please
use online version.

4. Click on the “Download PDF” link and locate the file on your computer. Do not try to open it in your browser.
5. Make sure to open the file with Adobe Acrobat or Acrobat Reader. Other PDF readers are not compatible.
6. When opening the file, you may get the following error message:



Follow the above instructions if necessary. You may have to reopen the file in order for this to work.

You should then have a working copy of the file on your computer. Note that printing will still be disabled.