

QUICK FACTS

Enrolments

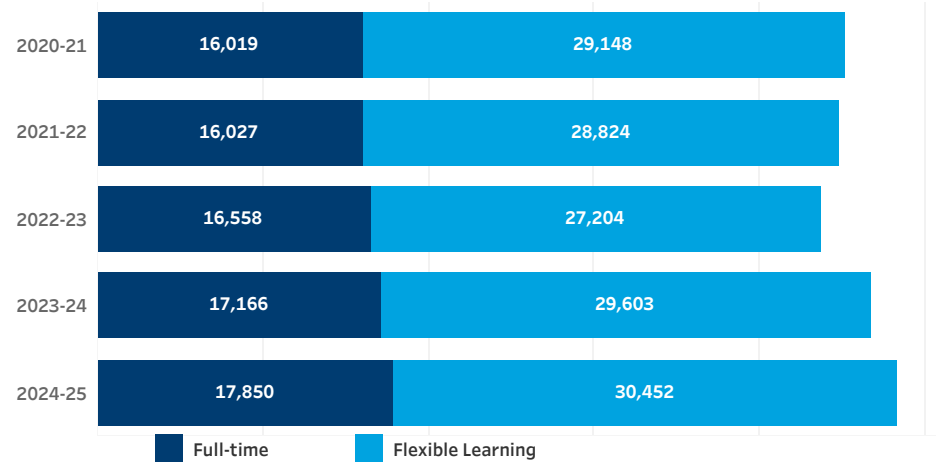
Full-time Students

	2020-21	2021-22	2022-23	2023-24	2024-25
Technology	6,465	6,172	6,124	6,351	6,382
Degree	1,852	1,924	1,935	2,021	2,149
Trade and Technical Studies	3,239	3,399	3,622	3,752	4,056
Apprentice	4,463	4,532	4,877	5,042	5,263
Total Enroled Full-time	16,019	16,027	16,558	17,166	17,850

Flexible Learning Students

Certificate/Diploma/Undeclared	26,789	26,406	24,832	27,161	27,990
Declared Degree Students	2,359	2,418	2,372	2,442	2,462
Total Enroled Flexible Learning	29,148	28,824	27,204	29,603	30,452

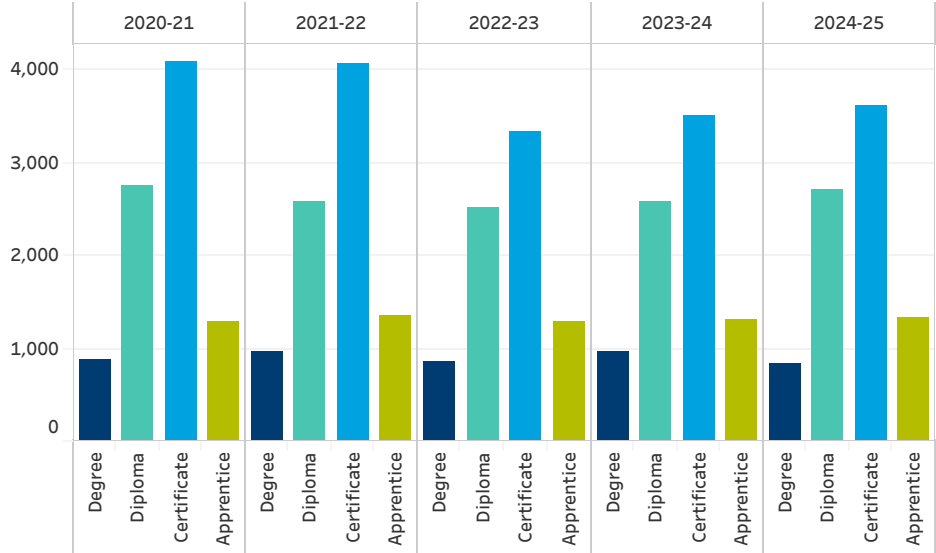
Institute Total	45,167	44,851	43,762	46,769	48,302
------------------------	---------------	---------------	---------------	---------------	---------------



Students enrolled in more than one program grouping in a given year are counted each time. For example, a full-time student taking a part-time studies course will be counted under both groupings. The Institute Total is the sum of full-time and part-time.

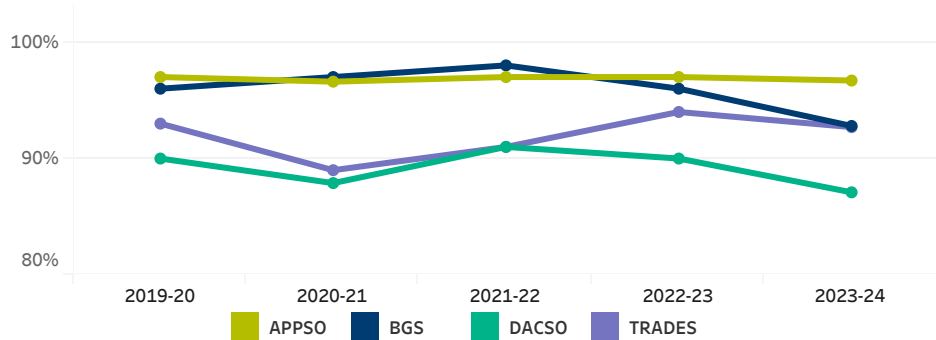
Credentials Awarded & Apprentice Completers

	2020-21	2021-22	2022-23	2023-24	2024-25
Certificate	4,078	4,066	3,338	3,497	3,616
Degree	857	914	814	925	815
Diploma	2,753	2,587	2,525	2,589	2,716
Masters	33	53	52	53	25
Grand Total	7,721	7,620	6,729	7,064	7,172
Apprentice Last Level Completers	1,284	1,364	1,295	1,322	1,340



Graduate Employment Rates

	2019-20	2020-21	2021-22	2022-23	2023-24
APPSO	97%	97%	97%	97%	97%
BGS	96%	97%	98%	96%	93%
DACSO	90%	88%	91%	90%	87%
TRADES	93%	89%	91%	94%	93%



Employees

	2020-21	2021-22	2022-23	2023-24	2024-25
BCGEU Instructor	248	253	253	260	264
BCGEU Support	566	587	598	604	613
Faculty & Staff Association (FSA)	970	985	1,010	1,074	1,098
Flexible Learning Instructors	731	703	641	689	689
Management	212	223	233	242	242
Grand Total	2,727	2,751	2,735	2,869	2,906

Employee Groupings

