

QUICK FACTS

BCIT

Enrolment

Full-time Students

	2017-18	2018-19	2019-20	2020-21	2021-22
Technology Degree	1,846	1,786	1,769	1,761	1,835
Technology	6,343	6,534	6,512	6,554	6,243
Trades & Technical Studies	4,335	4,047	3,944	3,402	3,686
Apprentice	5,623	5,752	5,732	5,253	5,449
Total Enrolled Full-time	18,147	18,119	17,957	16,970	17,213

Part-time Students

Declared Degree Students	1,388	1,346	1,466	1,366	1,466
Certificate/Diploma/Undeclared	30,552	30,184	29,633	27,348	26,830
Total Enrolled Part-time	31,940	31,530	31,099	28,714	28,296

Institute Total	50,087	49,649	49,056	45,684	45,509
------------------------	---------------	---------------	---------------	---------------	---------------

Credentials Awarded

	2017-18	2018-19	2019-20	2020-21	2021-22
Masters	41	36	30	33	53
Degree	831	876	883	857	914
Diploma	2,596	2,491	2,520	2,753	2,565
Certificate	3,542	3,267	3,679	4,078	4,022
Grand Total	6,982	6,646	7,098	7,694	7,528

Apprentice Last Level Completers	1,258	1,210	1,283	1,302	1,284
---	--------------	--------------	--------------	--------------	--------------

Graduate Employment Rates

	2016-17	2017-18	2018-19	2019-20	2020-21
BGS	96%	98%	93%	96%	97%
DACSO	91%	91%	91%	90%	88%
APPSO	95%	96%	98%	97%	97%

Employee Counts

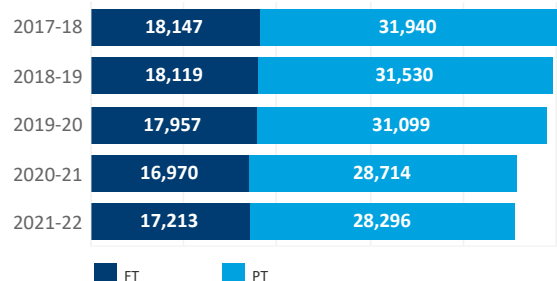
	2017-18	2018-19	2019-20	2020-21	2021-22
BCGEU Instructor	244	247	249	248	253
BCGEU Support	530	560	557	566	587
Faculty & Staff Association (FSA)	904	951	959	970	985
Management	160	182	197	212	223
Part-time Instructors	662	692	705	731	703
Total Employees	2,500	2,632	2,667	2,727	2,751

Financial Summary (thousands of dollars)

	2017-18	2018-19	2019-20	2020-21	2021-22	
Revenue	Grants	136,030	139,895	146,811	165,136	162,761
	Tuition	122,249	131,463	148,303	133,658	133,658
	Other	66,483	69,759	70,644	64,715	67,572
	Total	324,762	341,117	365,758	363,509	363,991
Expenses	Salary and Benefits	207,695	219,245	235,442	250,736	260,144
	Other	110,189	113,904	123,319	108,142	115,863
	Total	317,884	333,149	358,761	358,878	376,007

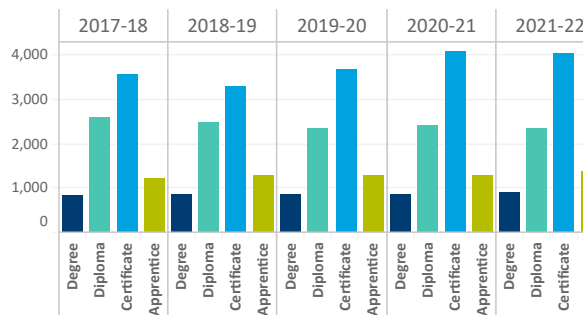
*Grant Source: Province of British Columbia grants & Government of Canada grants

Full-time and Part-time Enrolments

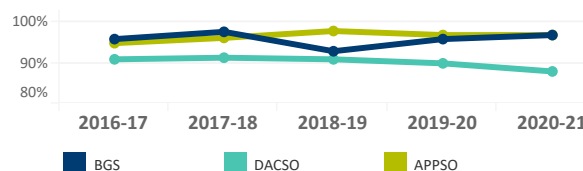


Students enrolled in more than one program grouping in a given year are counted each time. For example, a full-time student taking a part-time studies course will be counted under both groupings. The Institute Total is the sum of full-time and part-time.

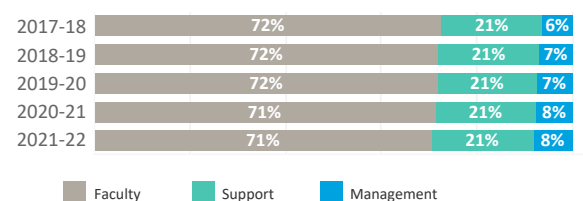
Credentials Awarded & Apprentice Completers



Graduate Employment Rates



Employee Groupings



Financial Summary

