

QUICK FACTS

BCIT

Enrolment

Full-time Students

	2016-17	2017-18	2018-19	2019-20	2020-21
Technology Degree	1,854	1,846	1,786	1,769	1,761
Technology	6,325	6,343	6,534	6,512	6,554
Trades & Technical Studies	4,903	4,335	4,047	3,944	3,402
Apprentice	5,673	5,623	5,752	5,732	5,253
Total Enrolled Full-time	18,755	18,147	18,119	17,957	16,970

Part-time Students

Declared Degree Students	1,356	1,388	1,346	1,466	1,366
Certificate/Diploma/Undeclared	29,237	30,552	30,184	29,633	27,348
Total Enrolled Part-time	30,593	31,940	31,530	31,099	28,714

Institute Total	49,348	50,087	49,649	49,056	45,684
------------------------	---------------	---------------	---------------	---------------	---------------

Credentials Awarded

	2016-17	2017-18	2018-19	2019-20	2020-21
Masters	27	41	36	30	33
Degree	810	831	876	883	857
Diploma	2,475	2,596	2,491	2,520	2,753
Certificate	3,508	3,542	3,267	3,679	4,077
Grand Total	6,795	6,982	6,646	7,098	7,693

Apprentice Last Level Completers	1,258	1,210	1,283	1,302	1,284
---	--------------	--------------	--------------	--------------	--------------

Graduate Employment Rates

	2015-16	2016-17	2017-18	2018-19	2019-20
BGS	97%	96%	98%	93%	96%
DACSO	90%	91%	91%	91%	90%
APPSO	92%	95%	96%	98%	97%

Employee Counts

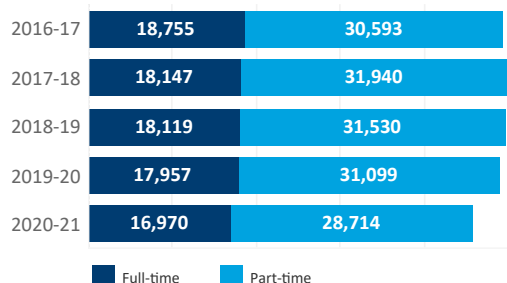
	2016-17	2017-18	2018-19	2019-20	2020-21
BCGEU Instructor	245	244	247	249	248
BCGEU Support	532	530	560	557	566
Faculty & Staff Association (FSA)	899	904	951	959	970
Management	160	160	182	197	212
Part-time Instructors	636	662	692	705	731
Total Employees	2,472	2,500	2,632	2,667	2,727

Financial Summary (thousands of dollars)

	2016-17	2017-18	2018-19	2019-20	2020-21	
Revenue	Grants	132,956	136,030	139,895	146,811	155,573
	Tuition	116,288	122,249	131,463	148,303	143,317
	Other	62,128	66,483	69,759	70,644	64,619
	Total	311,372	324,762	341,117	365,758	363,509
Expenses	Salary and Benefits	201,326	207,695	219,245	235,442	250,736
	Other	103,785	110,189	113,904	123,319	108,142
	Total	305,111	317,884	333,149	358,761	358,878

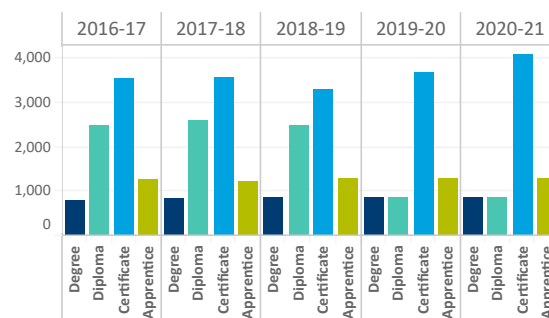
*Grant Source: Province of British Columbia grants & Government of Canada grants

Full-time and Part-time Enrolments

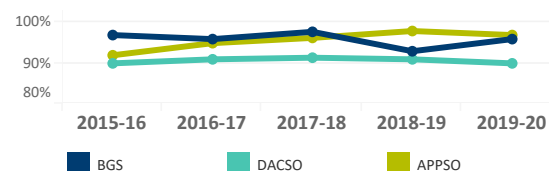


Students enrolled in more than one program grouping in a given year are counted each time. For example, a full-time student taking a part-time studies course will be counted under both groupings. The Institute Total is the sum of f.

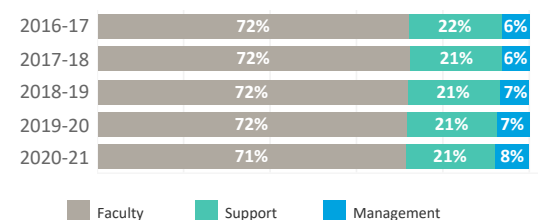
Credentials Awarded & Apprentice Completers



Graduate Employment Rates



Employee Groupings



Financial Summary

