

PURPOSE OF THE SURVEY

The **Part-time Studies Student Engagement Survey** is a biennial survey conducted by BCIT's Institutional Research and Planning Office that investigates how BCIT part-time students are engaged with their educational experiences, how they perceive the academic challenges, and the support that they receive from the Institution.

This survey also provides an insight into the awareness, usage, and satisfaction of these students with the services available to them.

RESPONSE RATE

The survey targeted part-time students registered in the Spring 2022 term. 12,393 were successfully sent a survey invitation through the email list, and of those students 1,534 participated in the survey; yielding an overall response rate of 12.4% (response rates will vary by question).

Note: the total cohort was 12,477, but due to invalid email addresses and unsubscribes only 12,393 were contacted.

12,477	Cohort	Response Rate
12,393	Valid invites	12.4%
1,534	Valid responses	

SURVEY TIMEFRAME

March 29- Initial invite

April 5 - First reminder

April 12 - Second reminder

April 19 -Last reminder

April 21 - Survey closed

STRUCTURE OF THE REPORT

This report presents information on the **Institute-wide** results.

Rim weighting methodology was used to calculate a set of weights to demographically compensate for the answers collected, i.e. align the demographic profile of the respondents to that of the cohort.

The results are **weighted by: Age Group, Gender, and School.**

Multiple selection (checkboxlist) questions add up to more than 100%.

Throughout the report, "-" and "x" are used when counts are "0" (zero) and ≤ 5 , respectively, to avoid the risks of disclosing the personally identifiable information.

Key Findings (Institute Level)**Academic Profile**

- The large majority (83%) were part-time students taking 1 to 3 courses at BCIT.
- Only 8% were taking part-time courses at other post-secondary institutions, top three post-secondary institutions students currently take part-time courses are University of British Columbia (16%), Simon Fraser University (11%), and Langara College (10%).
- 54% of students reported that their main mode of learning was “Online”, followed by “Blended” (32%), and “In-person” (13%).
- “BCIT website” was most selected by respondents (23%) when they were asked how they had first become aware of their BCIT PTS course.
- When asked about their 3 main reasons for considering BCIT, 37 % of respondents selected “Reputation” followed by “Program/course only offered at BCIT” (36%), and “Online option for the course/program I wanted” (32%).
- “I work full-time” yielded the highest score (57%) among other reasons for choosing to study on a part-time basis.
- “Obtain or update job-related/professional skills” (48%), “Obtain a BCIT credential” (42%), and “Personal interest/enrichment” (37%) were rated highest among the objectives in registering for their PTS course(s)/program(s) at BCIT.

Course Registration

- Almost nine in ten (87%) reported they had used “online” registration method for their part-time courses.
- Over half of respondents (54%) reported that they themselves were primarily responsible for paying their BCIT course fees.

Course Cancellation

- 17% of students reported they have experienced course cancellations.
- Of those whose course(s) had been cancelled, 35% “Took another course instead”, and 35% “Decided/had to wait so that they could take the course(S) from BCIT in the next offering”. The ratio of those who registered for the same course delivered in another institution was as low as 3%.

Key Findings (Institute Level)**BCIT Website**

- While results reveal that respondents were overall satisfied with BCIT website, they also indicate opportunities of improvement in some areas, including "Navigating the Bookstore website", and "Finding information about BCIT Facilities (classroom and lab locations, BCIT map, bookstore, library, parking lots, etc.)", satisfaction rates were 54%, and 57% respectively.

BCIT Student Association Services

- Results suggest that there is an awareness gap among BSITSA service areas. "BCITSA Career Services" and "BCITSA Wellness " had the highest awareness (34% & 18%) and usage (12% & 4%). More than half of students (57%) reported they weren't aware of any BCITSA services.
- Those Students who used BCITSA services, were very satisfied. Students reported 100% satisfaction with "BCITSA Entrepreneurship Program" and "BCITSA Leadership Development "

BCIT Classrooms, Buildings, and Grounds

- Students showed high satisfaction with different aspects of BCIT classrooms, buildings, and grounds. "Availability of washrooms" and "Cleanliness of classroom facilities" had the highest satisfaction 83% and 81% respectively.

BCIT Security Services

- Results suggest that less than one-third of students are aware of BCIT security services and and less than 5% have used them. 62% reported they weren't aware of any BCIT security services.
- Those Students who used BCIT security services, were very satisfied with services they received.

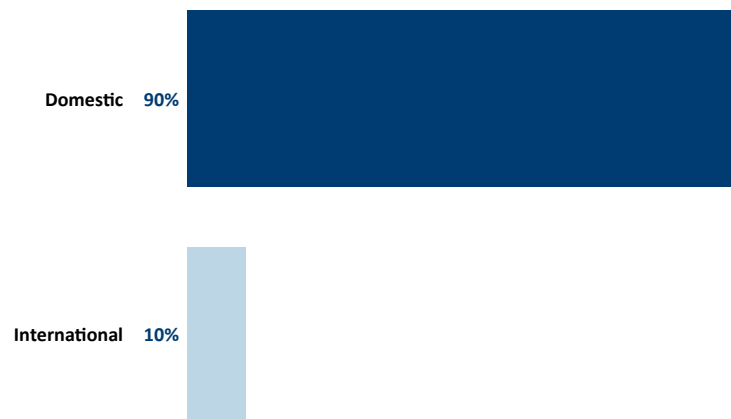
Learning Experience

- 48% of students indicated a high likelihood to recommend BCIT to family, friends, and/or co-workers (promoters or strong advocates). 17% reported a low likelihood to recommend (detractors or non-advocates for BCIT). These scores generate a net promoter score (NPS) of + 31.

Future Plans

- Most respondents (64%) indicated that they planned to take another PTS course at BCIT in Fall 2022 term, 22% were undecided and 13% reported won't enroll a course in Fall.

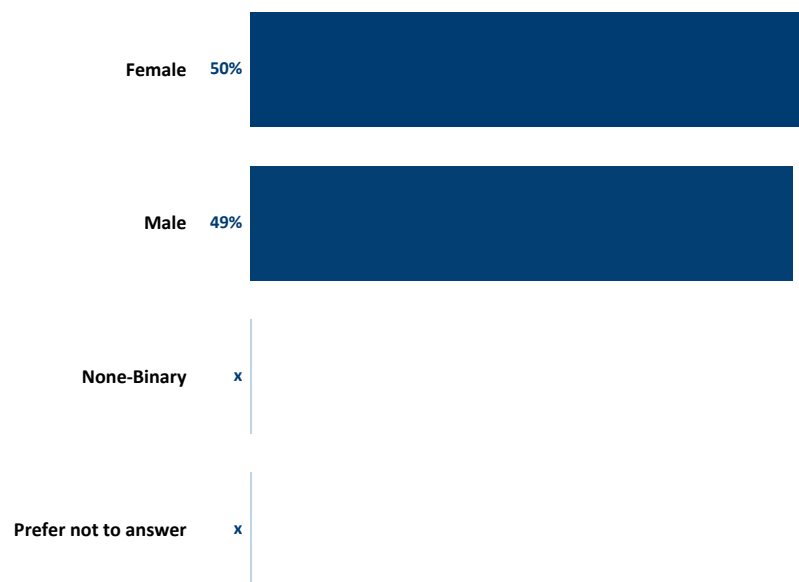
Residency



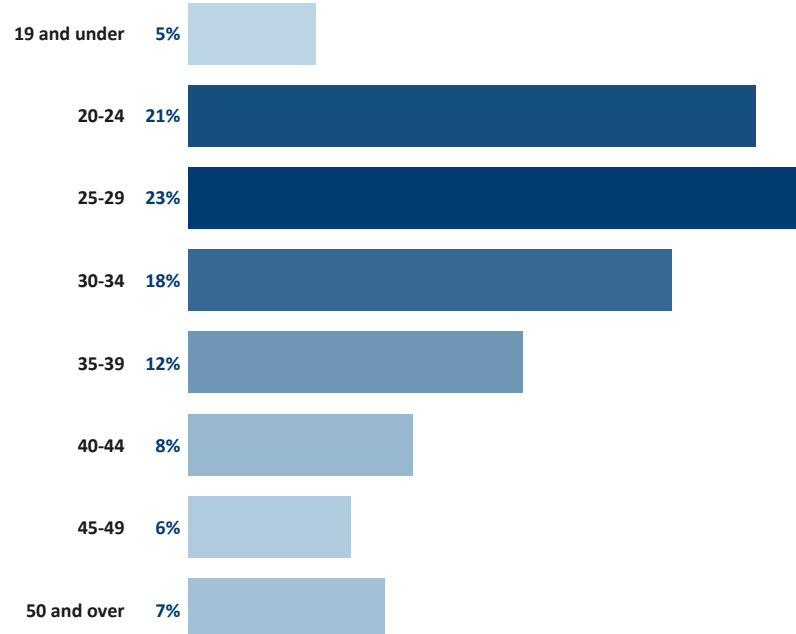
Aboriginal



Gender



Age Group



Campus

Burnaby 77%

Distance/Online 18%

Downtown 5%

School

Business + Media 19%

Computing and Academic Studies 5%

Construction and the Environment 9%

Energy 2%

Health Sciences 7%

Transportation 1%

No school 57%

Degree Type

Master 1%

Graduate Certificate -

Bachelor 7%

Advance Diploma 1%

Advance Certificate 5%

Diploma 1%

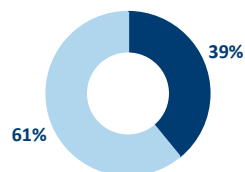
Certificate 22%

Short Certificate 6%

None 1%

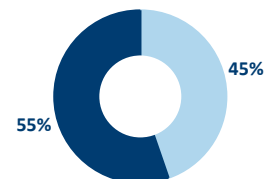
Other 57%

Did you begin your post-secondary education/training at BCIT or elsewhere?



Started at BCIT
Started elsewhere

Is this your first Part-time Studies course at BCIT?



No
Yes

What is the MAIN delivery method of your course(s) at BCIT? (Select only one)

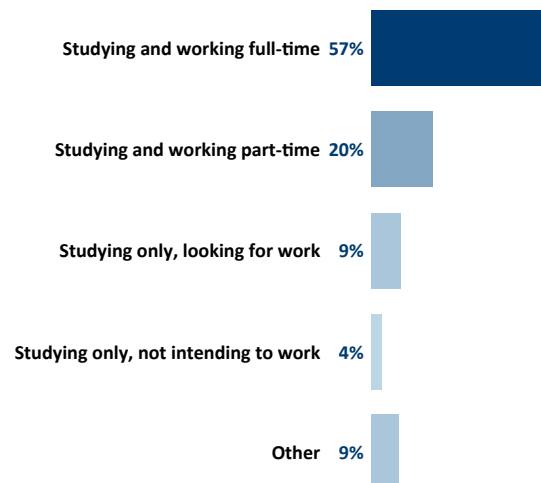
Online 54%

Blended 32%

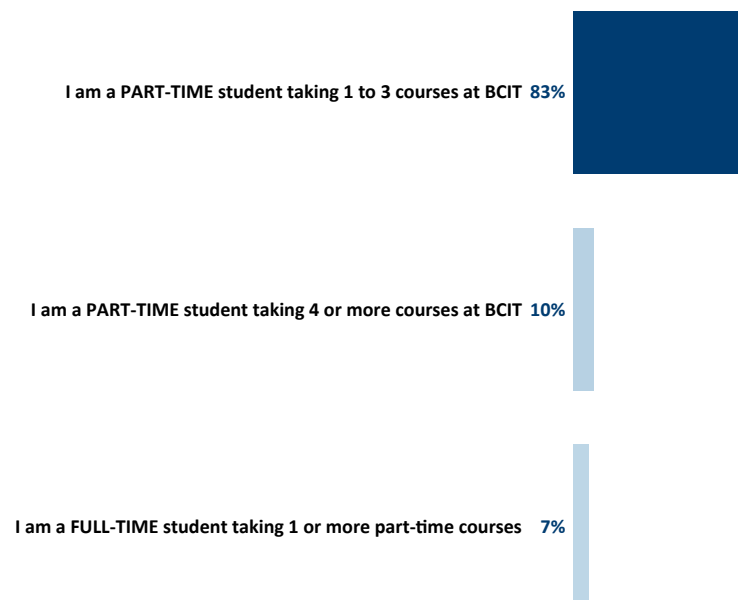
In-person 13%

Other 1%

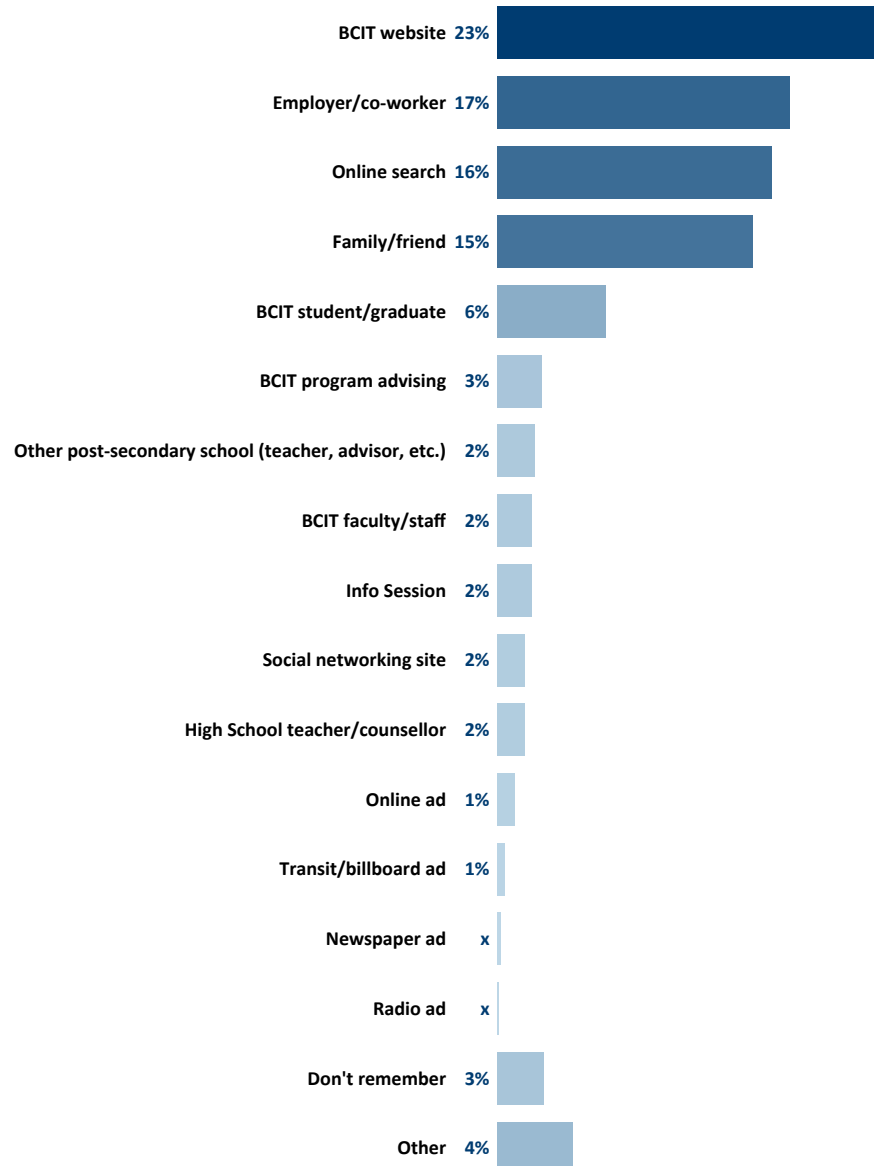
What is your current status?



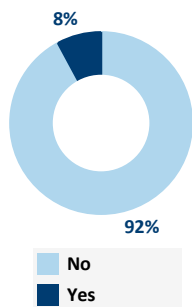
Which of the following describes you best?



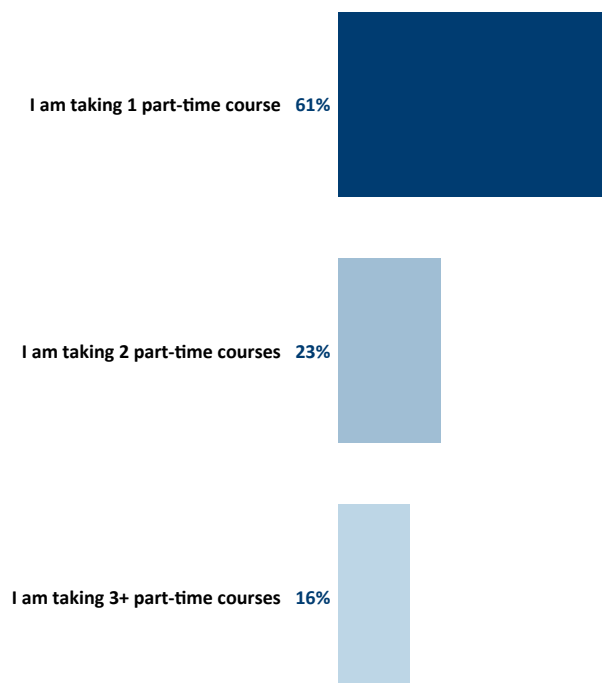
How did you FIRST become aware of your BCIT part-time studies course? (Select only one)



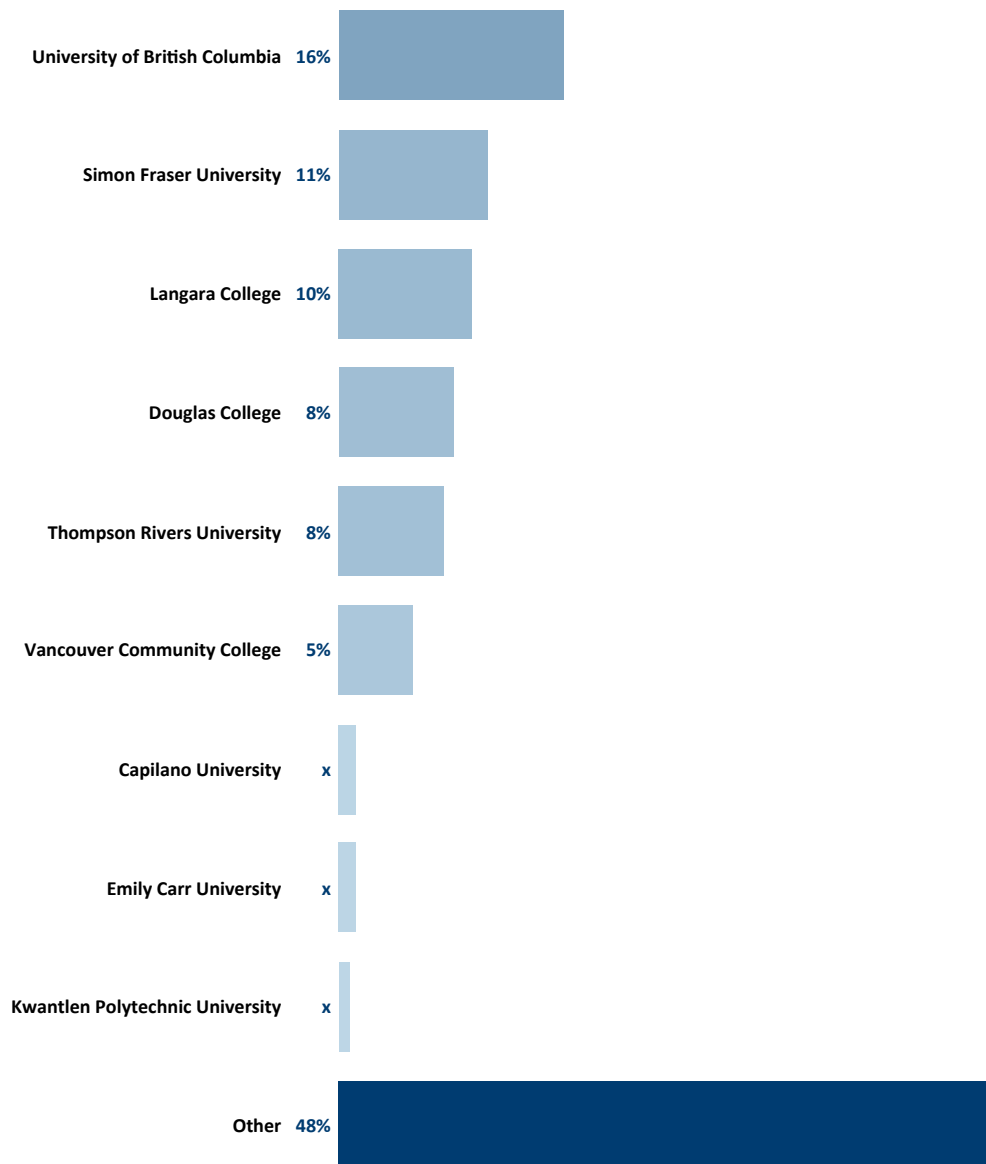
Are you taking part-time courses at another post-secondary institution?



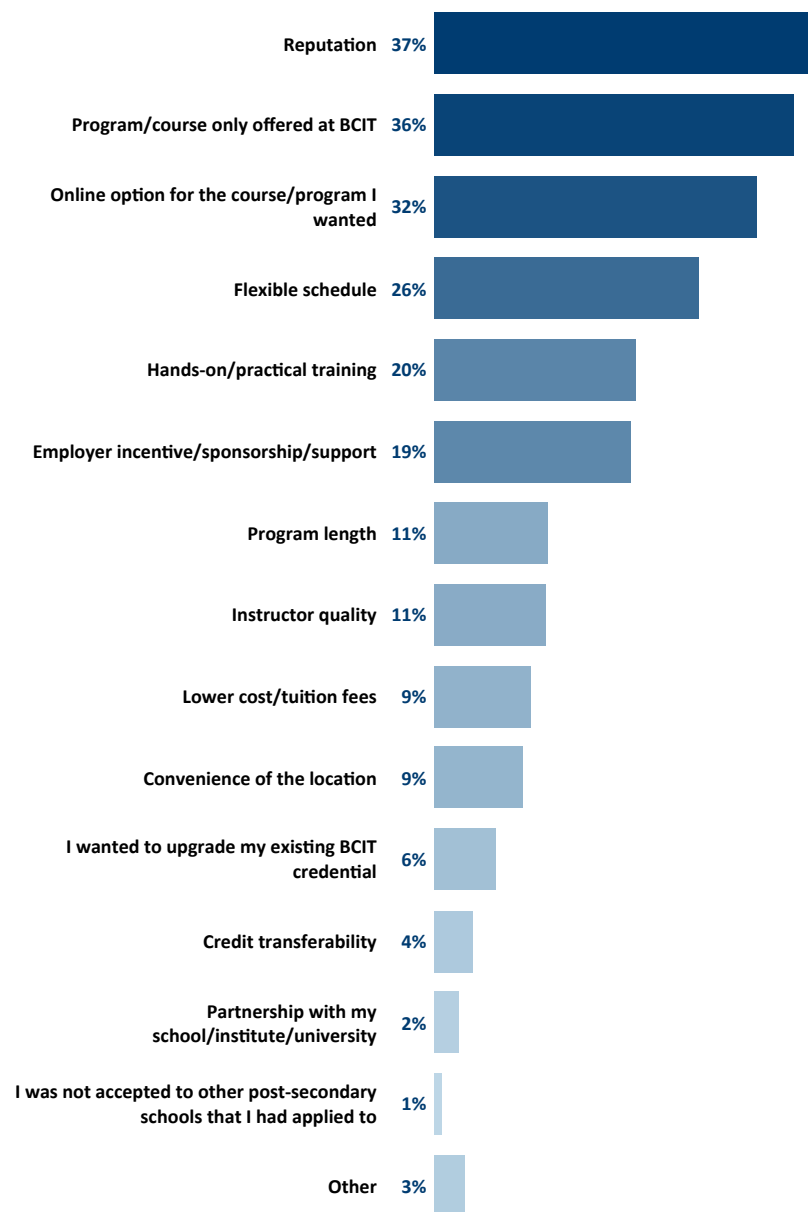
How many part-time courses are you taking at another post-secondary institution?



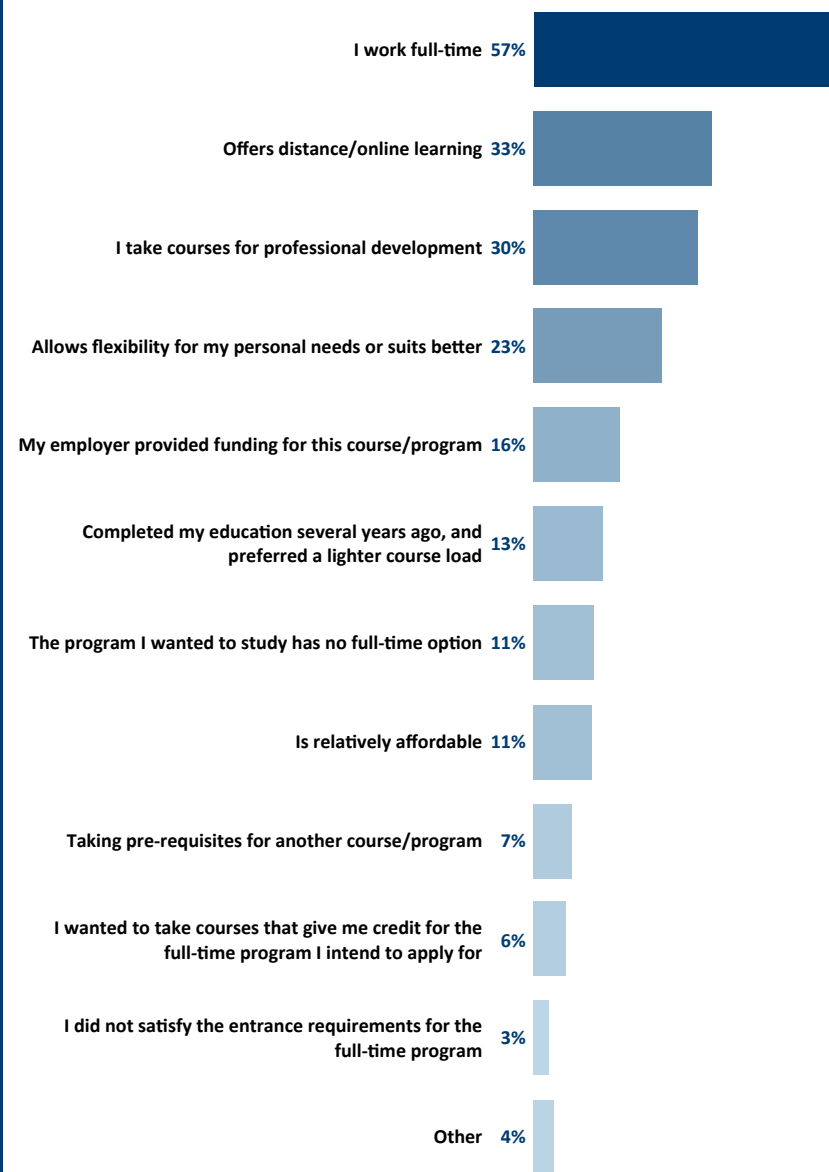
Which of the following post-secondary institutions do you take the part-time course(s)?
(Select all that apply)



What were your reasons for considering BCIT? (Select 3 maximum)



What were your reasons for choosing to study on a part-time basis? (Select 3 maximum)



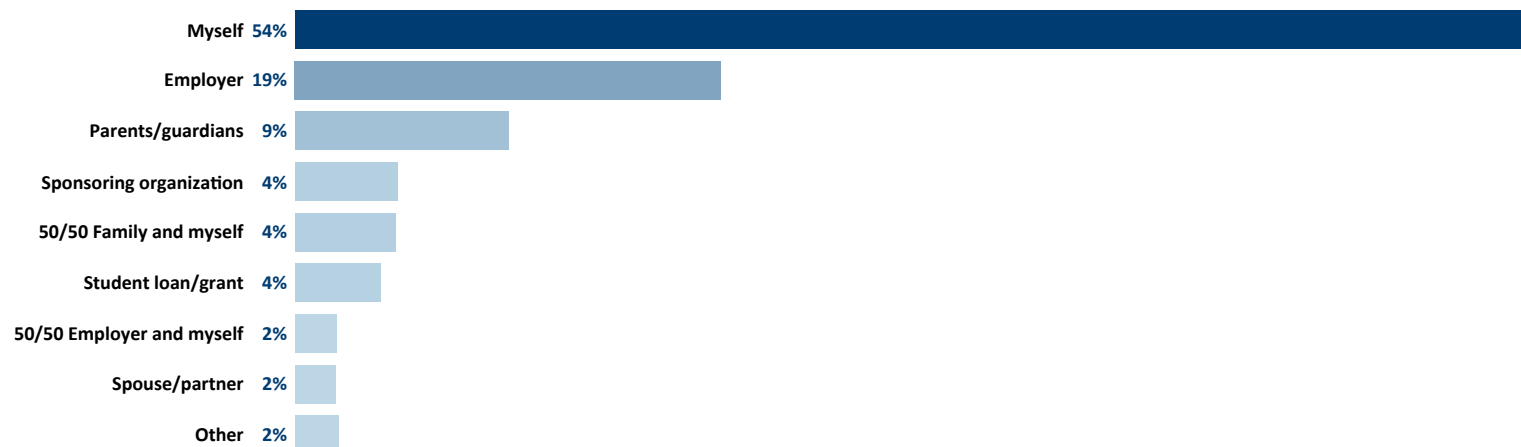
What method did you use to register for your part-time course(s) in the current term?



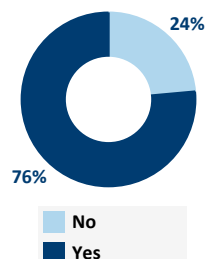
How satisfied were you with the following aspects of the service provided at the Student Information & Enrolment Services counters (for course registration)?



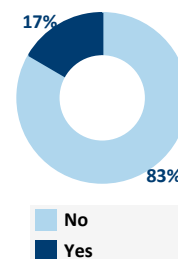
Who was PRIMARILY responsible for paying your BCIT course fee(s)?



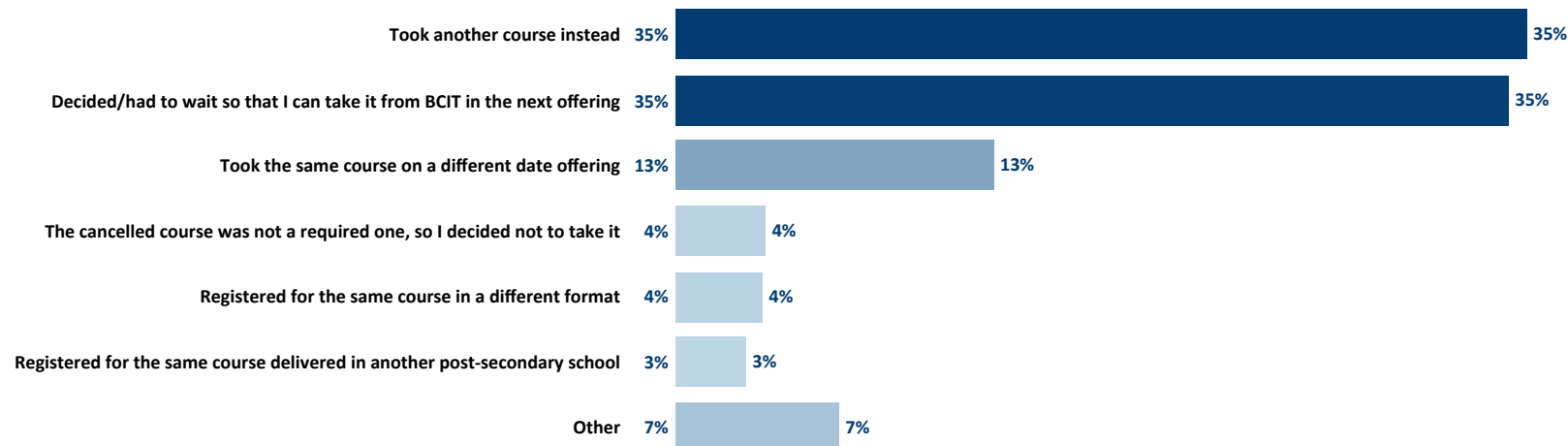
Were all the courses that you had wanted to take available this term?



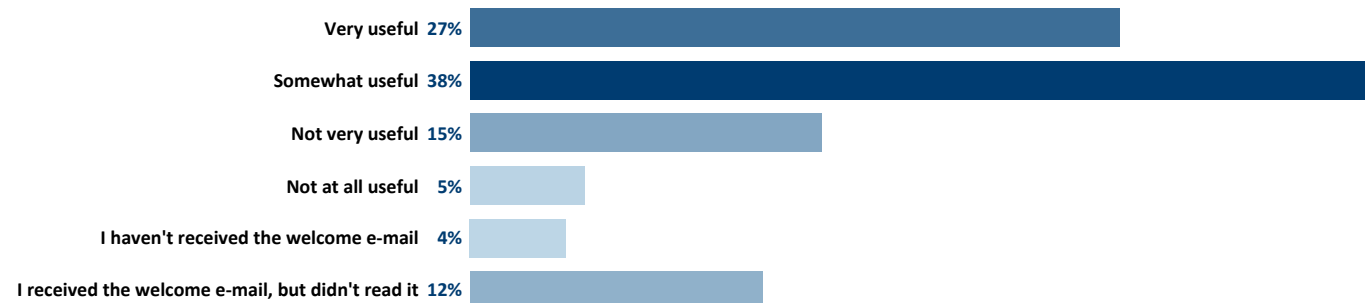
Have you ever experienced a course being cancelled?



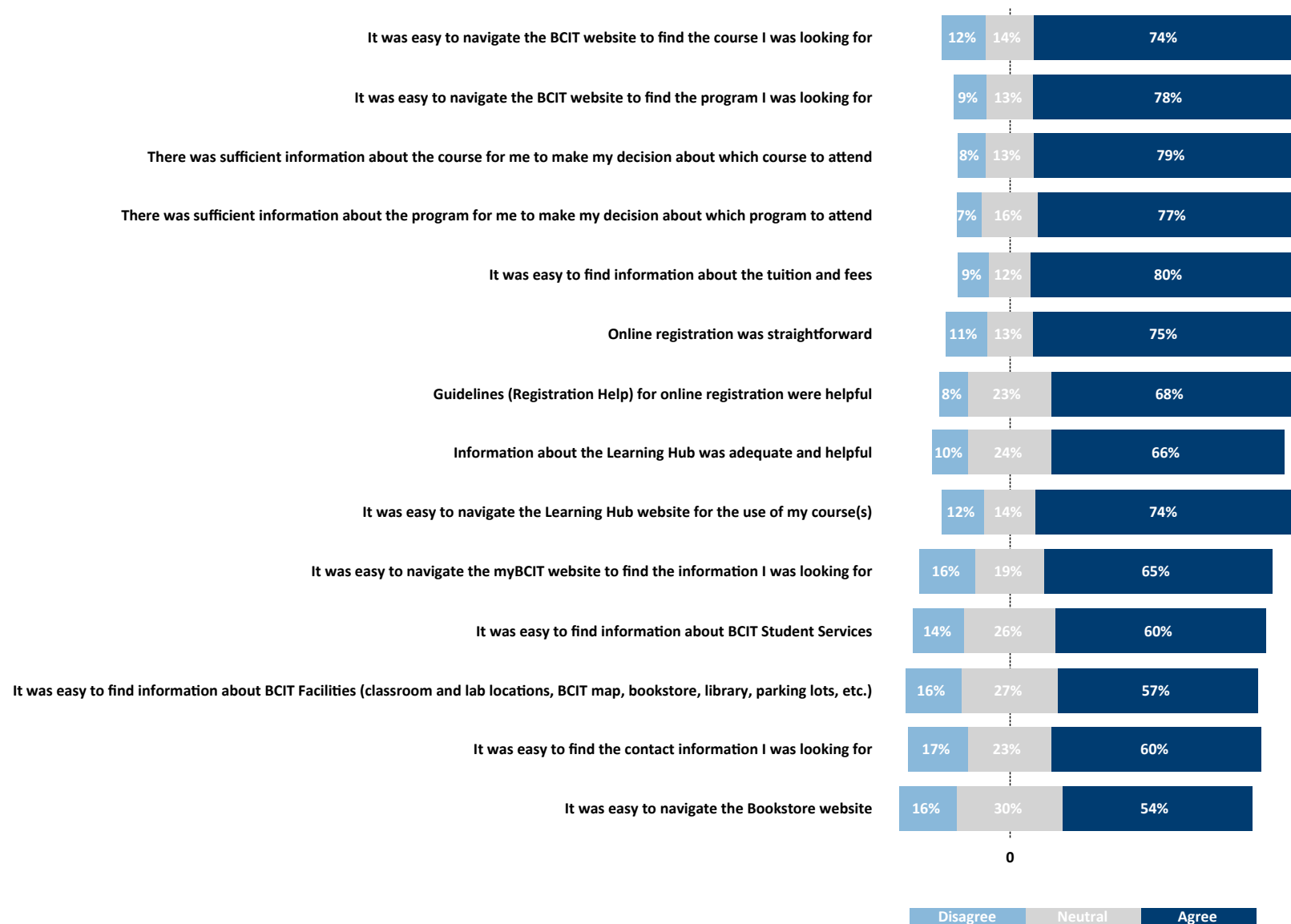
What did you do upon unavailability or cancellation of the course that you wanted to take?



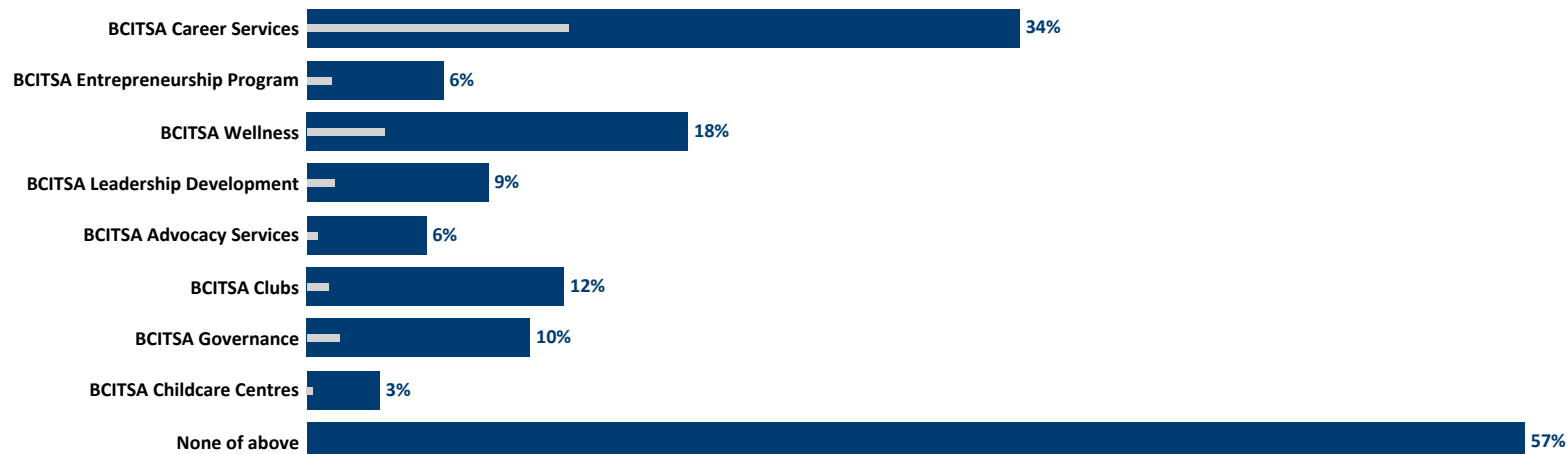
How useful did you find the Part-time Studies welcome e-mail?



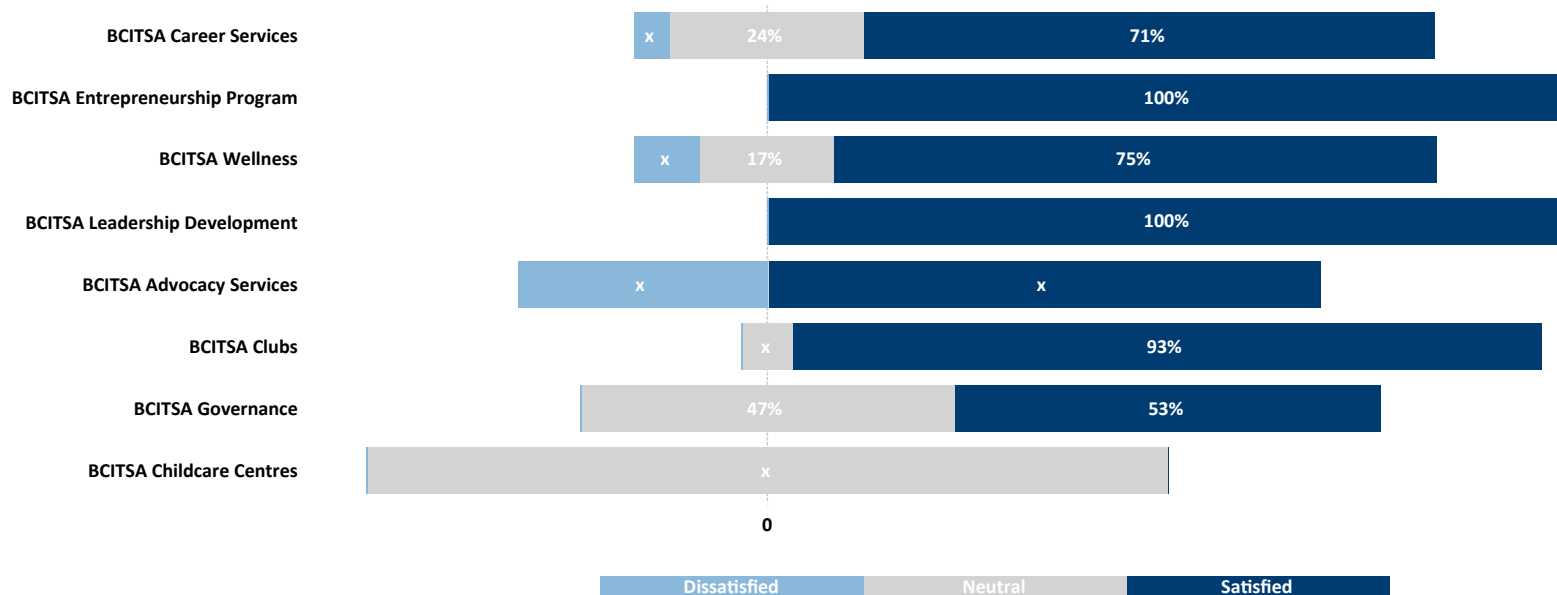
Please indicate the extent to which you agree or disagree with each of the following statements:



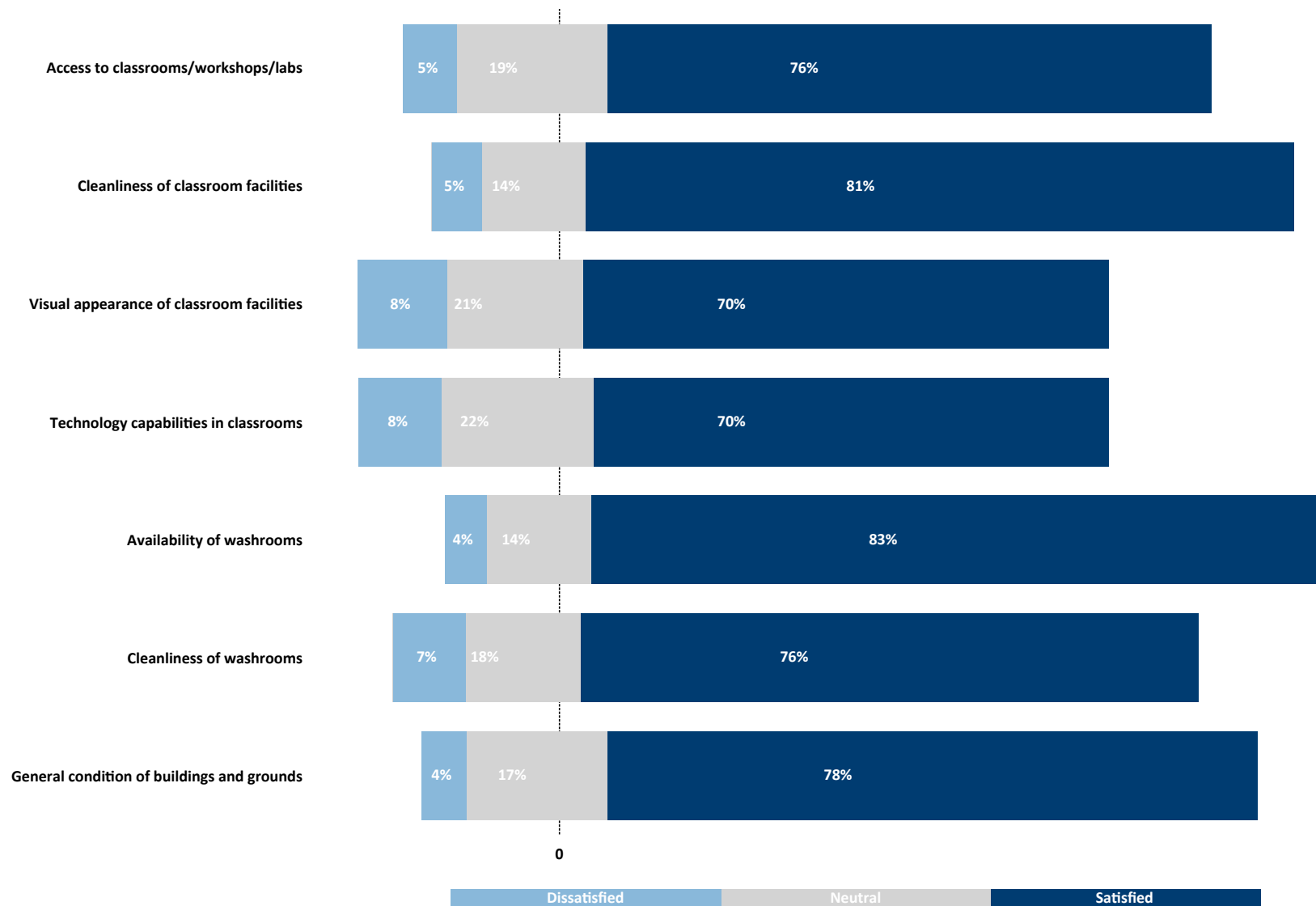
Student Association Services: Awareness & Usage



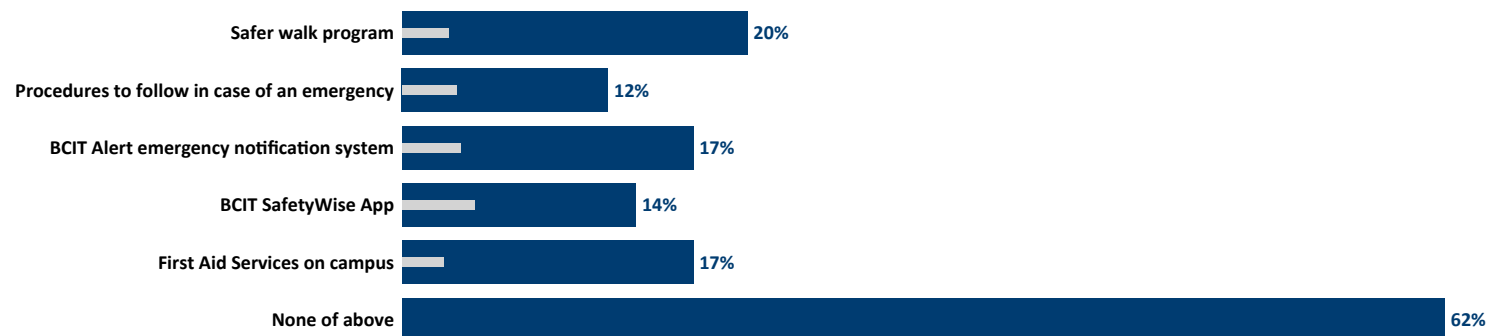
Please indicate your level of SATISFACTION with the BCIT Student Association services listed below:



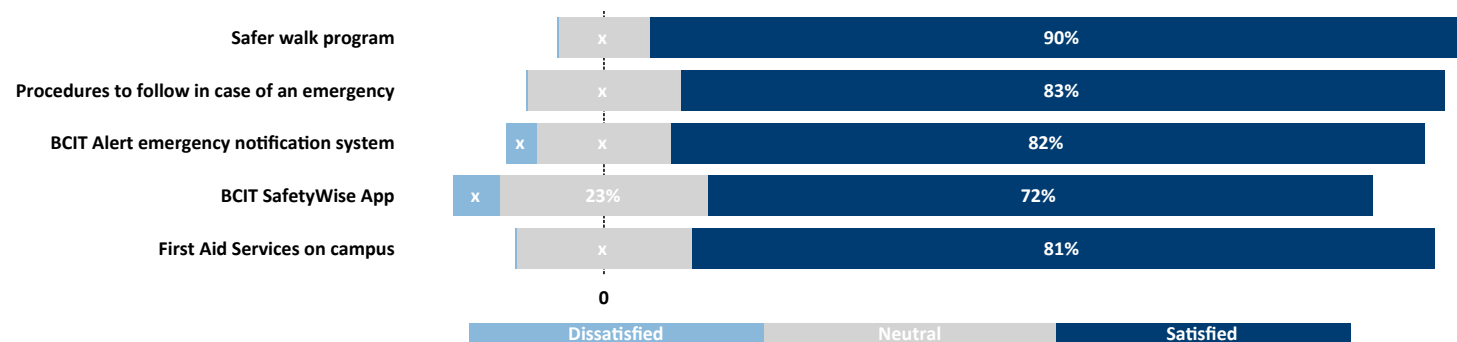
Please indicate your level of satisfaction with the following aspects relating to BCIT classrooms, buildings, and grounds:



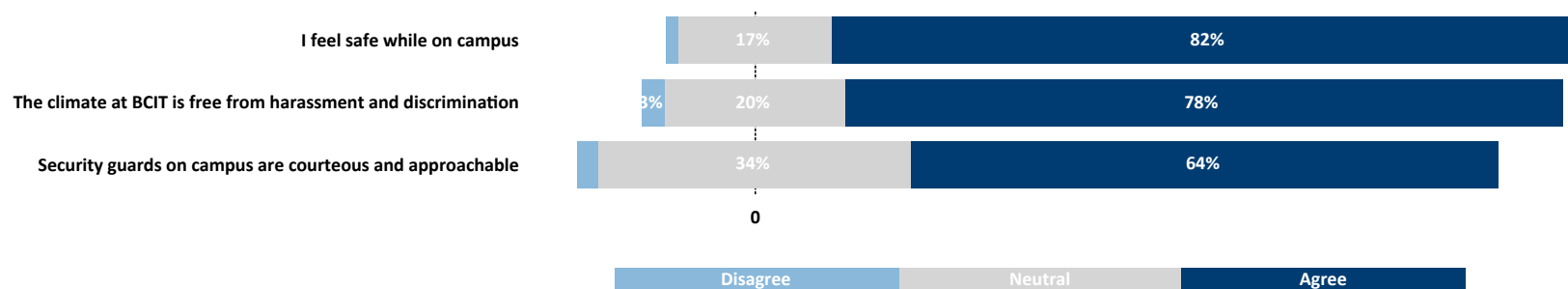
Security Services: Awareness and Usage



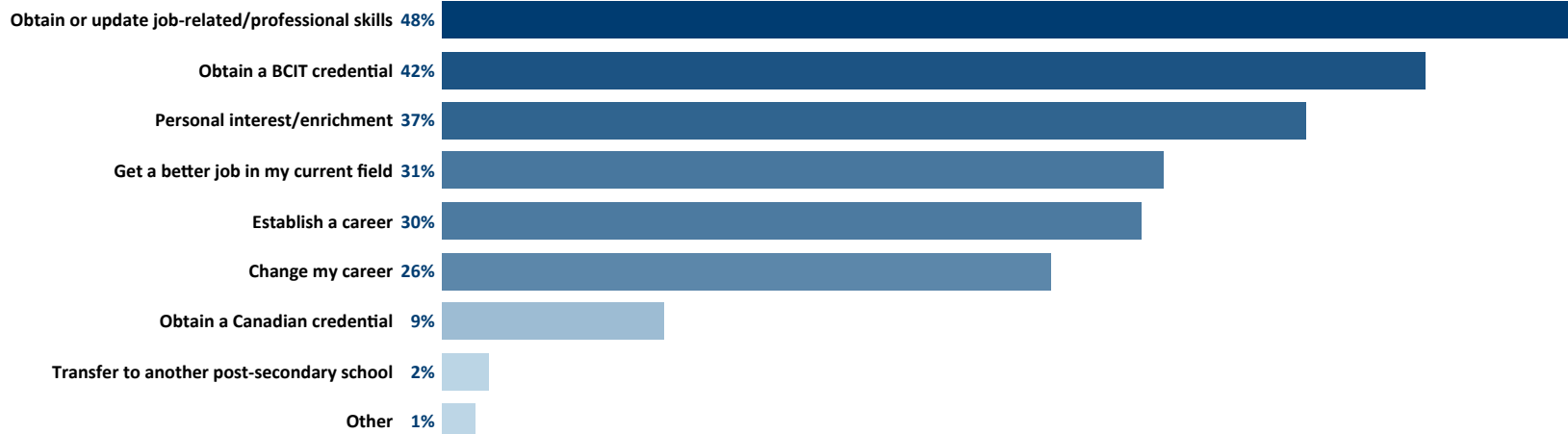
If you have used or implemented the following aspect(s) of the BCIT Security Services, please indicate your level of satisfaction:



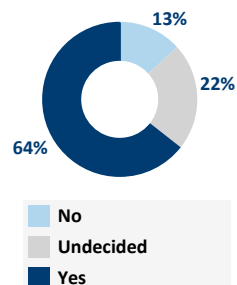
Please indicate to which extent you agree or disagree with each of the following statements:



What were your objectives in registering for your course(s)/program at BCIT? (Select 3 maximum)



Do you plan to take another Part-time Studies course at BCIT in an upcoming term?



On a scale of zero to ten, how likely are you to recommend BCIT to your family, friends, and/or co-workers?



NPS =

31%