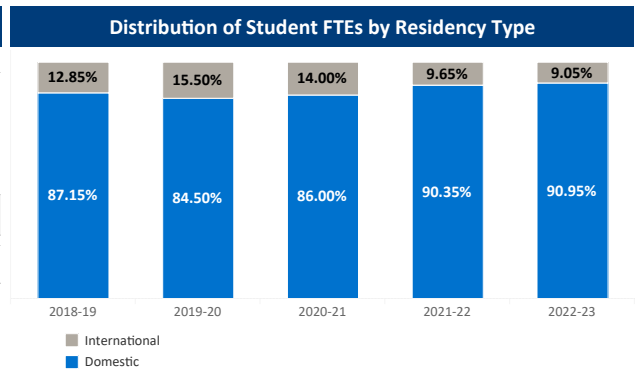


## BCIT Full-time Equivalents (FTE)

The Full-Time Equivalence (FTE) represents all full-time and Flexible Learning enrolments converted to the number of students carrying a full-time course load.


Student FTEs Delivered by Funding Type					
	2018-19	2019-20	2020-21	2021-22	2022-23
Ministry	12,514	12,386	12,514	12,640	11,941
SkilledTradesBC	6,322	6,345	5,583	5,982	6,522
International	2,776	3,436	2,947	1,990	1,838
<b>Grand Total</b>	<b>21,612</b>	<b>22,167</b>	<b>21,044</b>	<b>20,611</b>	<b>20,300</b>
<b>Ministry FTE Target</b>	<b>12,471</b>	<b>12,616</b>	<b>12,714</b>	<b>12,724</b>	<b>12,784</b>
<b>Ministry Utilization Rate</b>	<b>100%</b>	<b>98%</b>	<b>98%</b>	<b>99%</b>	<b>93%</b>

Ministry targets are set each year in the Institute's annual Budget Letter. The target represents an expected volume of service delivery.



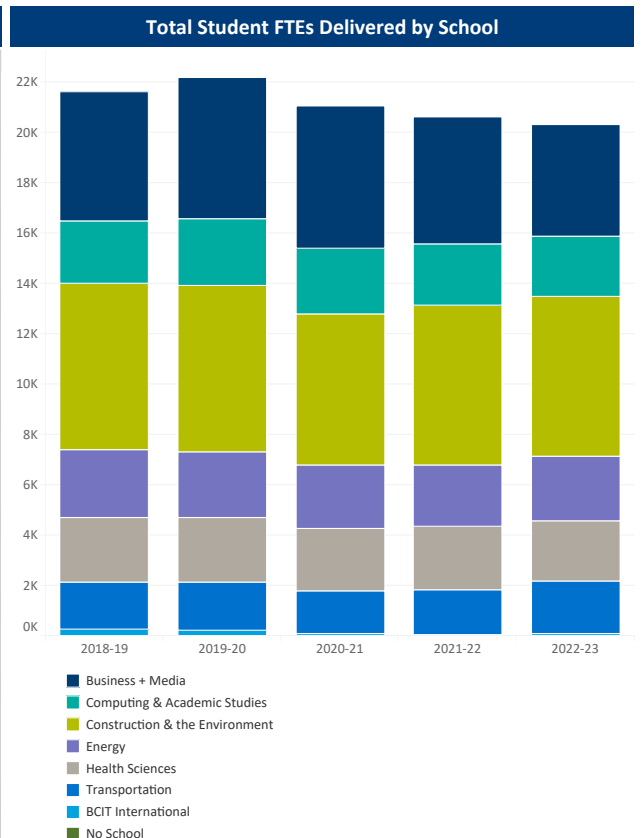
### Student FTEs Delivered by Campus Location

	2018-19	2019-20	2020-21	2021-22	2022-23
Burnaby	14,861	14,958	14,036	13,156	13,037
Distance / Online	2,394	2,537	2,787	3,936	3,814
Downtown	2,467	2,692	2,408	1,687	1,342
Annacis Island	421	457	366	429	701
Aerospace Technology Campus	326	348	330	287	308
BCIT Marine Campus	273	310	279	290	290
Other	871	866	839	826	809
<b>Grand Total</b>	<b>21,612</b>	<b>22,167</b>	<b>21,044</b>	<b>20,611</b>	<b>20,300</b>



### Student FTEs Delivered by School and Funding Type

School	Funding Type	2018-19	2019-20	2020-21	2021-22	2022-23
BCIT International	Ministry	8	7	4	3	4
	International	246	201	85	52	63
	<b>Total</b>	<b>254</b>	<b>209</b>	<b>90</b>	<b>55</b>	<b>67</b>
Business + Media	Ministry	3,640	3,608	3,929	3,966	3,495
	International	1,480	1,994	1,735	1,069	939
	<b>Total</b>	<b>5,120</b>	<b>5,602</b>	<b>5,664</b>	<b>5,035</b>	<b>4,433</b>
Computing & Academic Studies	Ministry	2,076	2,128	2,169	2,177	2,116
	International	402	512	430	273	247
	<b>Total</b>	<b>2,478</b>	<b>2,640</b>	<b>2,599</b>	<b>2,449</b>	<b>2,363</b>
Construction & the Environment	Ministry	2,004	1,943	1,937	1,982	1,903
	SkilledTradesBC	4,362	4,357	3,813	4,125	4,277
	International	249	301	260	226	198
	<b>Total</b>	<b>6,615</b>	<b>6,600</b>	<b>6,010</b>	<b>6,333</b>	<b>6,378</b>
Energy	Ministry	1,625	1,531	1,472	1,403	1,422
	SkilledTradesBC	917	871	812	853	919
	International	164	213	229	185	203
	<b>Total</b>	<b>2,707</b>	<b>2,615</b>	<b>2,513</b>	<b>2,441</b>	<b>2,544</b>
Health Sciences	Ministry	2,534	2,523	2,440	2,497	2,357
	International	40	41	42	40	51
	<b>Total</b>	<b>2,574</b>	<b>2,563</b>	<b>2,482</b>	<b>2,538</b>	<b>2,408</b>
No School	Ministry	1	4	3	6	4
	International	0	0	0	0	1
	<b>Total</b>	<b>1</b>	<b>4</b>	<b>3</b>	<b>6</b>	<b>5</b>
Transportation	Ministry	624	642	559	605	640
	SkilledTradesBC	1,043	1,117	957	1,004	1,325
	International	195	174	165	144	137
	<b>Total</b>	<b>1,862</b>	<b>1,933</b>	<b>1,682</b>	<b>1,753</b>	<b>2,102</b>
<b>Grand Total</b>	<b>21,612</b>	<b>22,167</b>	<b>21,044</b>	<b>20,611</b>	<b>20,300</b>	



Note: BCIT International contains minimal student FTE activity not assigned to a school. The Facts and Figures reporting underwent significant transformation this year (2023); all information underwent QA testing to ensure validity.

Source: Central Data Warehouse (CDW)