BCIT Enrolments by School

Enrolment data on this page represents an unduplicated headcount of student activity at the level being reported. The possibility of cross-activity, for instance the same student taking a full-time program in the School of Health Sciences and then a part-time course under the School of Computing all in the same year, means the enrolment counts are not additive.

			2016-17	2017-18	2018-19	2019-20	2020-21
Business+Me..	**Full-time**	Technology	2,562	2,488	2,322	2,454	2,534
		Degree	190	195	213	223	245
		Total	**2,752**	**2,683**	**2,535**	**2,677**	**2,779**
	Part-time	**Total**	**9,969**	**10,859**	**10,848**	**11,516**	**11,165**
	Total		**12,721**	**13,542**	**13,383**	**14,193**	**13,944**
Computing & Academic Studies	**Full-time**	Technology	918	1,017	1,168	1,298	1,408
		Degree	79	85	79	73	107
		Total	**997**	**1,102**	**1,247**	**1,371**	**1,515**
	Part-time	**Total**	**9,020**	**9,607**	**9,438**	**9,711**	**8,673**
	Total		**10,017**	**10,709**	**10,685**	**11,082**	**10,188**
Construction & the Environment	**Full-time**	Technology	529	547	546	582	448
		Degree	683	674	639	594	706
		Trades and Technical Studies	1,712	1,509	1,394	1,303	1,002
		Apprentice	4,073	4,108	4,244	4,258	3,866
		Total	**6,997**	**6,838**	**6,823**	**6,737**	**6,022**
	Part-time	**Total**	**5,979**	**6,259**	**6,370**	**6,170**	**5,833**
	Total		**12,976**	**13,097**	**13,193**	**12,907**	**11,855**
Energy	**Full-time**	Technology	825	828	792	806	857
		Degree	200	193	190	178	164
		Trades and Technical Studies	946	879	875	854	823
		Apprentice	854	710	717	650	635
		Total	**2,825**	**2,610**	**2,574**	**2,488**	**2,479**
	Part-time	**Total**	**2,750**	**2,695**	**2,610**	**2,240**	**1,768**
	Total		**5,575**	**5,305**	**5,184**	**4,728**	**4,247**
Health Sciences	**Full-time**	Technology	766	789	796	744	702
		Degree	790	799	803	801	772
		Total	**1,556**	**1,588**	**1,599**	**1,545**	**1,474**
	Part-time	**Total**	**4,638**	**4,794**	**4,720**	**4,770**	**4,796**
	Total		**6,194**	**6,382**	**6,319**	**6,315**	**6,270**
Transportation	**Full-time**	Trades and Technical Studies	1,788	1,639	1,524	1,491	1,441
		Apprentice	746	805	791	824	751
		Total	**2,534**	**2,444**	**2,315**	**2,315**	**2,192**
	Part-time	**Total**	**1,958**	**1,678**	**1,883**	**1,514**	**891**
	Total		**4,492**	**4,122**	**4,198**	**3,829**	**3,083**

Full-time Part-time

School of Business Enrolments

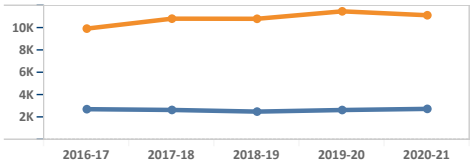

School of Computing & Academic Studies Enrolments

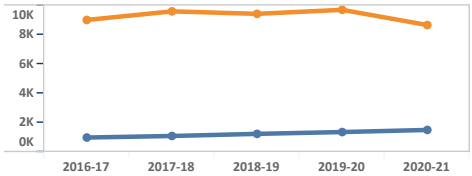

School of Construction & the Environment Enrolments

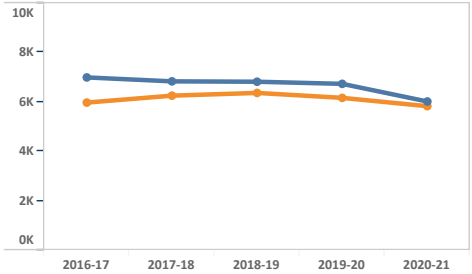

School of Energy Enrolments

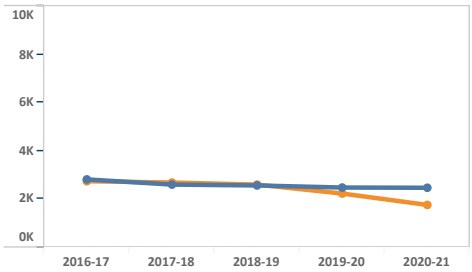

School of Health Sciences Enrolments

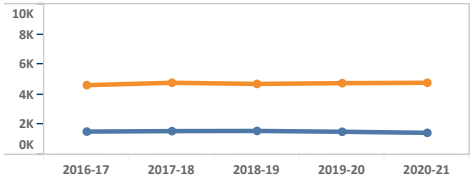

School of Transportation Enrolments

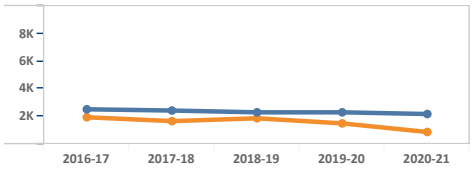

Note:
1. Enrolments not assigned to a school will not be reported.
2. Enrolment data has been regrouped to align with Institutional reporting definitions.
Source: Student Information System (Banner)