

BCIT Profile of International Students

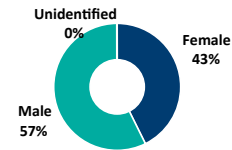
The following report provides information about International Students who were enrolled at BCIT in program or course activities and paid international tuition fees.

Gender

	2017-18	2018-19	2019-20	2020-21	2021-22
Female	2,092	2,459	2,823	2,267	1,599
Male	2,698	3,216	3,602	2,900	2,145
Unidentified	1	2	2	1	3
Grand Total	4,791	5,677	6,427	5,168	3,747

Note: Gender responses that are unknown or undeclared are not included in the counts.

2021-22 Gender Breakdown

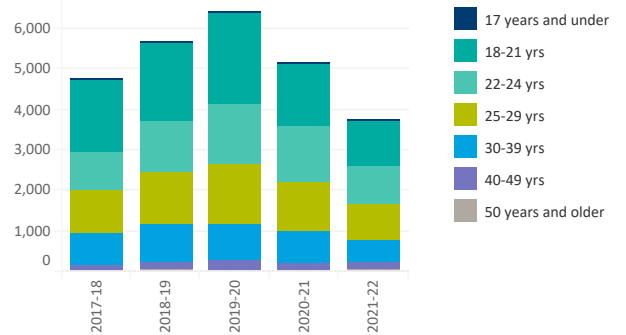


Age Groupings

	2017-18	2018-19	2019-20	2020-21	2021-22
17 years and under	35	13	14	19	13
18-21 yrs	1,810	1,972	2,277	1,574	1,119
22-24 yrs	936	1,228	1,505	1,351	958
25-29 yrs	1,077	1,264	1,436	1,256	871
30-39 yrs	758	961	938	761	568
40-49 yrs	148	203	218	169	170
50 years and older	27	35	39	38	48
Grand Total	4,791	5,676	6,427	5,168	3,747

Note: Age responses that are unknown or not declared are not included in the counts.

Age Groupings

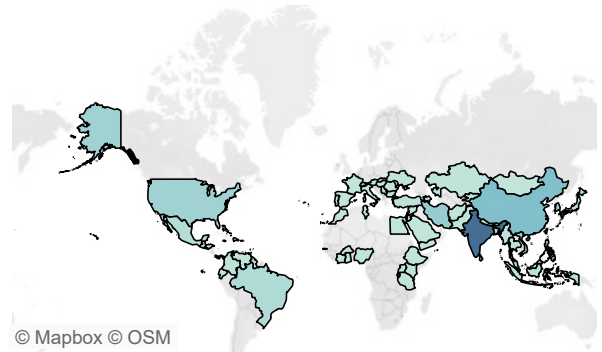


Top Ten Source Countries/Territories

	2017-18	2018-19	2019-20	2020-21	2021-22
India	1,061	1,609	2,594	2,246	1,303
China	1,192	1,006	805	609	423
Iran	106	240	390	356	281
Brazil	658	734	604	325	109
Korea, South	320	359	349	283	234
Viet Nam	158	248	267	258	242
United States of America	81	111	100	132	209
Mexico	126	195	171	109	86
Taiwan	138	125	115	80	67
All other source countries	86	86	97	61	92
Grand Total	3,926	4,713	5,492	4,459	3,046

Note: Countries that are unknown or undeclared are not included in the counts.

2020-21 Top 10 Source Countries/Territories for International Students

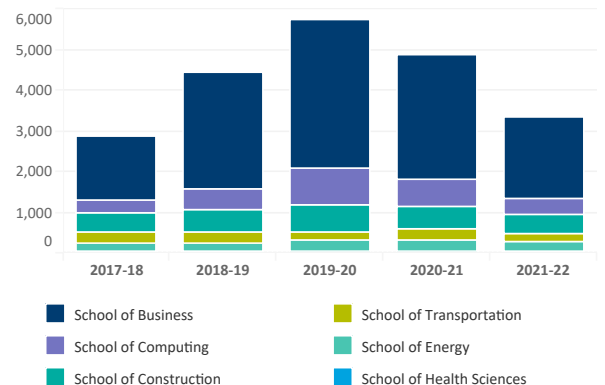


BCIT Schools Where Students Are Enrolled

	2017-18	2018-19	2019-20	2020-21	2021-22
School of Business	1,571	2,859	3,625	3,060	1,987
School of Computing	333	492	927	668	422
School of Construction	456	553	657	560	445
School of Energy	185	197	250	280	234
School of Health Sciences	44	46	47	45	49
School of Transportation	288	278	214	252	203
Grand Total	2,850	4,412	5,665	4,780	3,310

Note: Students not assigned to a school will not be reported out.

BCIT Schools Where International Students Are Enrolled



Enrolments by Program Type

	2017-18	2018-19	2019-20	2020-21	2021-22
Apprentice	7	3	3	1	1
Full Time Program	1,196	1,336	1,445	1,469	1,373
International Program	136	212	429	326	148
ISEP	645	768	672	425	307
Part Time Studies	3,490	4,057	4,797	3,705	2,433
Grand Total	5,474	6,376	7,346	5,926	4,262

Note: Students can be enrolled in more than one program type within a reporting year.

2021-22 Enrolments by Program Type

