

BCIT PROFILE OF HIGH SCHOOL GRADUATES

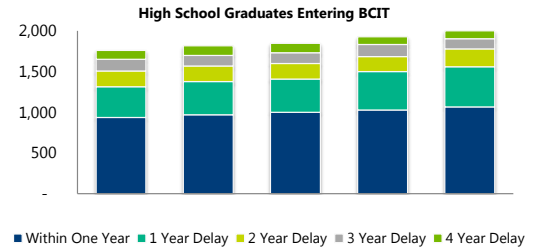
The following report provides information about B.C. public high school students who subsequently enrol at BCIT within one year of their high school graduation.

High School Graduates Entering BCIT

High School Graduating Year	BCIT Entry Year				
	2010-11	2011-12	2012-13	2013-14	2014-15
2009/2010	936	407	190	147	96
2010/2011		970	409	184	124
2011/2012			1,000	472	219
2012/2013				1,029	494
2013/2014					1,066
Total High School Graduates	1,314	1,569	1,730	1,928	1,999

Note: Highlighted data indicates the number of high school students who enrolled in BCIT within a year of graduating

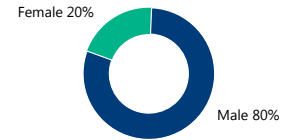
Five Year Historical Trends



Gender of Those Attending BCIT within One Year of Graduating

	2010-11	2011-12	2012-13	2013-14	2014-15
Female	167	205	197	213	224
Male	769	765	803	816	842
Total	936	970	1,000	1,029	1,066

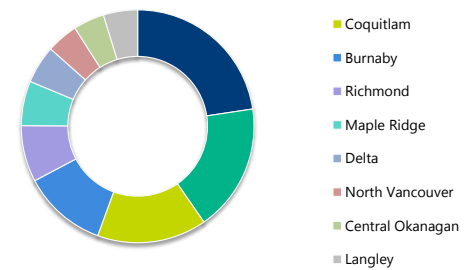
Gender Breakdown



Top Ten School Districts of High School Students Who Attend BCIT within One Year of Graduating

	2010-11	2011-12	2012-13	2013-14	2014-15
Surrey	150	185	203	200	215
Vancouver	124	142	162	147	172
Coquitlam	133	129	115	123	141
Burnaby	85	91	104	106	106
Richmond	63	58	57	72	80
Maple Ridge	44	46	53	51	67
Delta	31	42	49	54	46
North Vancouver	41	35	32	35	42
Central Okanagan	41	25	41	41	33
Langley	59	37	32	39	33

Top Ten School Districts of High School Graduates Attending BCIT

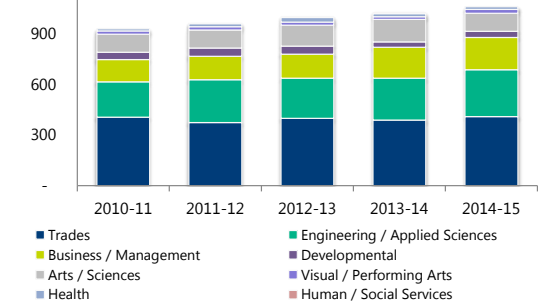


Enrolment by Classification of Instructional Program Clusters (CIP)

	2010-11	2011-12	2012-13	2013-14	2014-15
Trades	407	373	400	389	410
Engineering and Applied Science	210	256	238	249	279
Business and Management	132	140	143	184	191
Arts and Sciences	110	112	124	133	107
Developmental	43	50	48	32	37
Health	12	18	27	19	16
Visual and Performing Arts	19	19	16	23	25
Human and Social Services	1	2	4	-	1
Education	2	-	-	-	-
Total	936	970	1,000	1,029	1,066

Note: 'Other' contains enrolments for student who have either not declared a program or are taking course activity outside of their declared program

Enrolments by CIP Clusters



First Credential Awarded by BCIT Entry Year

First Credential Awarded Year

BCIT Entry Year	2010-11	2011-12	2012-13	2013-14	2014-15	No Credential Yet	
						No Credential	Total Students
2009/2010	239	86	49	32	18	355	779
2010/2011	279	321	128	53	42	482	1,305
2011/2012	-	292	382	152	70	665	1,561
2012/2013	-	-	328	411	183	814	1,736
2013/2014	-	-	-	315	444	1,145	1,904
Total Credentials Awarded	518	699	887	963	757	3,461	7,285

Source: Student Transitions Project (STP) Pivot Tables
http://www.aved.gov.bc.ca/student_transitions/