




JANITORIAL ROOM REQUIREMENTS	COMMENTS	
<b>Room</b>	Locate the janitor facilities in a lockable, <b>separate room</b> with a clear height of 8'-0"/2438 mm. The janitor room shall be a dedicated space and not shared with any non-janitorial use or storage including recycling, security systems and controls, roof access or communications.	
<b>Walls</b>	Provide <b>wall protection</b> from scrapes and gouges on all walls from the floor up to a minimum of 48"/1219 AFF. Examples include: Acrovyn panels, RFP.  The wall protection behind and adjacent to the <b>mop sink</b> must also be impervious to water.	
<b>Flooring</b>	Provide <b>smooth, sealed flooring</b> . Acceptable solutions include: - Sealed smooth concrete with 4"/100 mm rubber cove base - Sheet goods with integrated cove base (4"/100 mm)	
<b>Duplex Receptacle – 110/120V</b>	Quantity – 1 Provide receptacle for charging station for battery operated equipment. Must be easily accessed to equipment needing to be plugged in for charging.	
<b>Door</b>	3'-0"/914 mm	Lockable door.
<b>Shelving</b>	15 LF x 16-18"D / 4572 L mm x 407-457 mm D	Adjustable shelving with vertical spacing of 18"-21" / 457-533 mm between shelves. Shelving must be robust enough to support a full load of janitorial supplies.
FIXTURES	SIZE	COMMENTS
<b>Chemical Dispenser System</b> 	Overall: 26"W x 9"D x 37"H 660 x 229 x 940 mm  Dispenser: 9"W x 9"D x 15"H 229 x 229 x 381 mm  Shelf: 26"W x 8"D x 8"H 660 x 203 x 203 mm	Chemical Dispenser Quantity: 1  Wall mounted system in 2 parts.  Dispenser hooks up to water source and drain, so must be located beside/adjacent to the janitor sink.  (Note, in photo, shelf is mounted 20"/508 mm below the underside of the dispenser above.)

<p><b>Janitor Sink</b></p> 	<p>Minimum size:                  24" x 24" /                  610 mm x 610 mm</p>	<p>Mop Sink Quantity: 1</p> <p>Provide floor mounted mop sink (installed tight to walls) to be used in conjunction with chemical dispenser. If ceramic, provide stainless steel protection to lip.</p> <p>Provide unencumbered access to sink and in same space as the cart storage.</p> <p>Provide bib type faucet with brace, mounted 36"/914 mm above the floor, complete with hot and cold running water, backflow preventer and removable trap insert (to catch mop strings, etc.).</p> <p>Provide water impermeable wall protection to 48"/1214 mm above the floor.</p>
EQUIPMENT	SIZE	COMMENTS
<p><b>Janitor Cart</b></p> 	<p>24"W x 48"L x 38"H                   610 x 1219 x 965 mm</p>	<p>Quantity: 1</p> <p>Note – cart's top shelf holds cleaning supplies which would extend higher than the 38"/965 mm height.</p> <p>Carts may vary in size.</p> <p>Must be stored within the janitor room.</p>
<p><b>Hand Equipment</b> (Typical – may vary)</p> <ul style="list-style-type: none"> <li>Mops</li> <li>Brooms</li> <li>Snow shovel</li> <li>Vacuum</li> <li>Floor polisher</li> <li>Garbage Bags</li> </ul>	<p>Varies.</p> <p>Large mop:                  40"W/1016 mm</p>	<p>Quantity: Varies</p> <p>Provide wall-mounted hooks for mops, shovel, etc. as required by janitorial staff.</p> <p>Install wet mop hangers 5'0"/1524 mm above the floor over the sink (so mops drip into the sink and not the floor).</p> <p>Suitable hangers include:                  Geerpres/Gripit #5047 or                  Rubbermaid 1993 (width: 34"/864 mm)</p> <p>Must have enough space for full large garbage bags in the room as well as the cart.</p>

**END OF SECTION**