

BCIT FULL-TIME EQUIVALENTS (FTE)

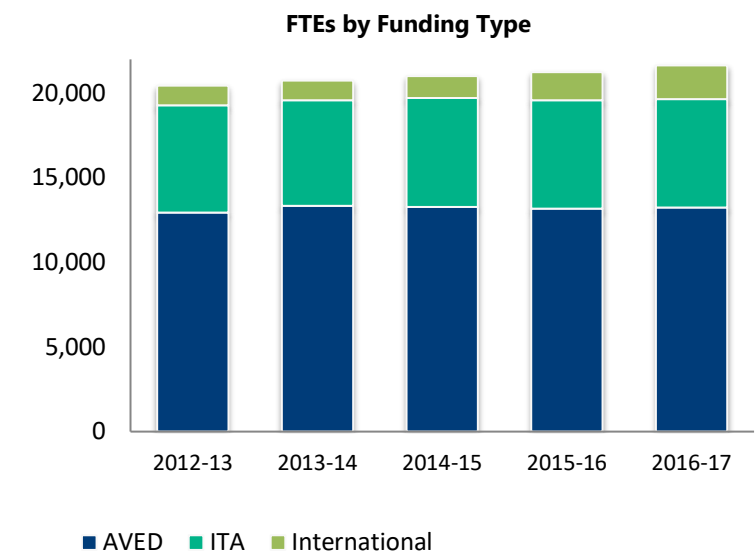
The Full-Time Equivalence (FTE) represents all full-time and part-time enrolments converted to the number of students carrying a full-time course load.

FTEs by Funding Type

	2012-13	2013-14	2014-15	2015-16	2016-17
Ministry of Advanced Education (AVED) FTE Delivered	12,953	13,335	13,279	13,181	13,254
ITA - Foundation	1,653	1,530	1,474	1,464	1,479
ITA - Apprentice	4,679	4,711	4,970	4,930	4,929
International	1,147	1,156	1,302	1,654	1,989
Total FTEs Delivered	20,433	20,732	21,025	21,229	21,651
AVED Ministry FTE Target	11,820	11,812	11,785	11,785	12,100
BCIT AVED FTEs Utilization Rate	110%	113%	113%	112%	110%

Source: Central Data Warehouse (CDW)

Five Year Historical Trends

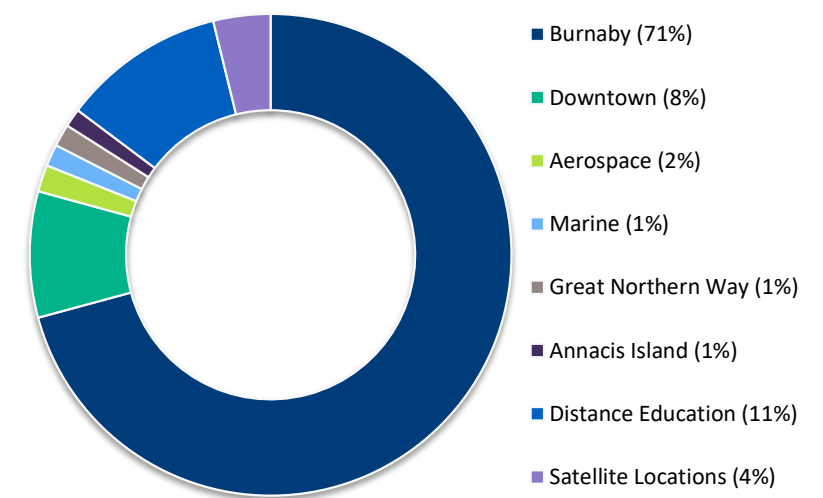


FTEs Delivered by Campus Location

	2012-13	2013-14	2014-15	2015-16	2016-17
Burnaby	14,561	14,805	15,009	15,217	15,236
Downtown	1,608	1,661	1,771	1,918	1,982
Aerospace (ATC)	428	372	346	366	390
Marine (BMC)	302	304	311	315	315
Great Northern Way (GNW)	440	443	66	-	-
Annacis Island	-	-	408	432	458
Distance Education	2,259	2,371	2,314	2,195	2,412
Satellite Locations	834	778	799	785	857

Source: Central Data Warehouse (CDW)

FTEs by Campus Location

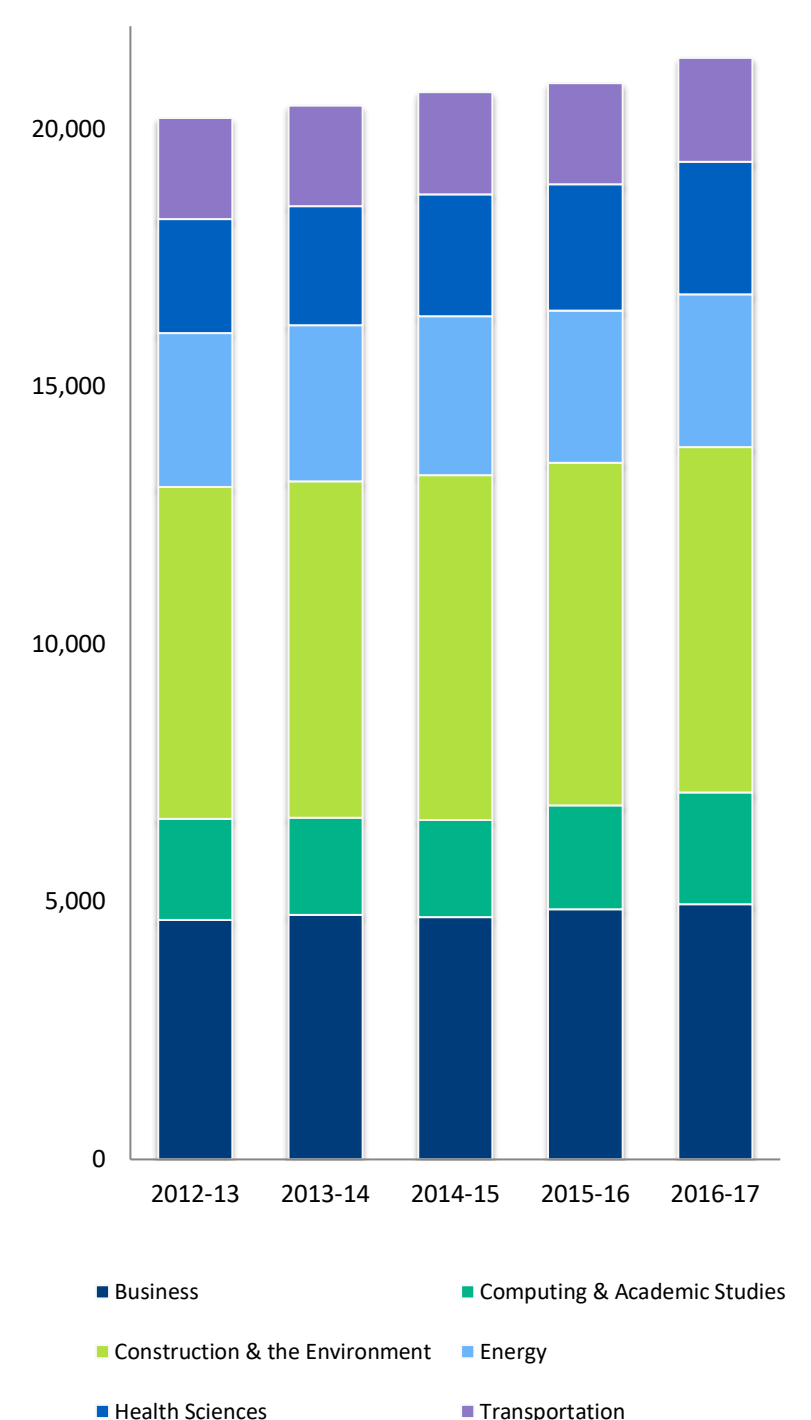


FTEs Delivered by School and Funding Type

	2012-13	2013-14	2014-15	2015-16	2016-17
School of Business					
Ministry Delivered	4,253	4,345	4,271	4,257	4,162
International Delivered	393	399	432	604	797
Total School of Business FTEs	4,646	4,745	4,703	4,861	4,959
School of Computing and Academic Studies					
Ministry Delivered	1,864	1,782	1,776	1,814	1,858
International Delivered	102	103	116	202	306
Total School of Computing FTEs	1,966	1,885	1,892	2,016	2,164
School of Construction and the Environment					
Ministry Delivered	2,006	2,160	2,239	2,171	2,139
International Delivered	101	112	138	170	209
Industry Training Authority (ITA) Delivered	4,335	4,261	4,307	4,303	4,355
Total School of Construction FTEs	6,442	6,534	6,684	6,644	6,703
School of Energy					
Ministry Delivered	1,905	1,970	1,922	1,768	1,770
International Delivered	88	71	86	119	146
Industry Training Authority (ITA) Delivered	1,001	988	1,088	1,070	1,057
Total School of Energy FTEs	2,994	3,028	3,096	2,956	2,973
School of Health Sciences					
Ministry Delivered	2,189	2,294	2,330	2,421	2,528
International Delivered	20	23	34	37	38
Total School of Health Sciences FTEs	2,209	2,317	2,364	2,458	2,566
School of Transportation					
Ministry Delivered	715	755	716	729	777
International Delivered	248	204	216	213	245
Industry Training Authority (ITA) Delivered	995	992	1,050	1,021	996
Total School of Transportation FTEs	1,958	1,952	1,982	1,963	2,018
BCIT International					
Ministry Delivered	23	28	24	21	20
International Delivered	196	243	281	309	248
Total BCIT International FTEs	219	271	305	330	268

Note: BCIT International also contains minimal student FTE activity not assigned to a school.

Total Student FTEs Delivered by School



TOTAL DELIVERED STUDENT FTES **20,433** **20,732** **21,025** **21,229** **21,651**