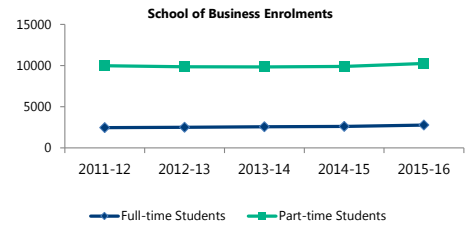


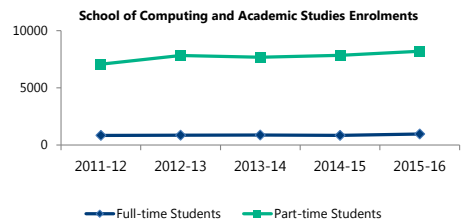
**BCIT ENROLMENTS BY SCHOOL**

Enrolment data on this page represents an unduplicated headcount of student activity at the level being reported. The possibility of cross-activity, for instance the same student taking a full-time program in the School of Health Sciences and then a part-time course under the School of Computing all in the same year, means the enrolment counts are not additive.

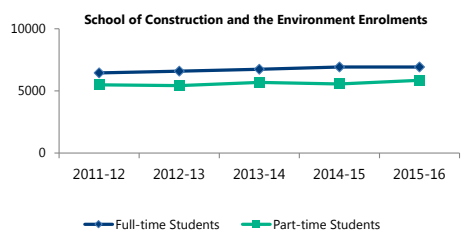
School of Business					
	2011-12	2012-13	2013-14	2014-15	2015-16
<b>Full-time Students</b>					
Technology	2,308	2,337	2,397	2,414	2,572
Technology Degree	151	166	166	194	197
<b>Total Full-time Students</b>	<b>2,459</b>	<b>2,503</b>	<b>2,563</b>	<b>2,608</b>	<b>2,769</b>
<b>Part-time Course Enrolments</b>	<b>9,972</b>	<b>9,860</b>	<b>9,835</b>	<b>9,905</b>	<b>10,255</b>
<b>Total School of Business Enrolment Activity</b>	<b>12,431</b>	<b>12,363</b>	<b>12,398</b>	<b>12,513</b>	<b>13,024</b>



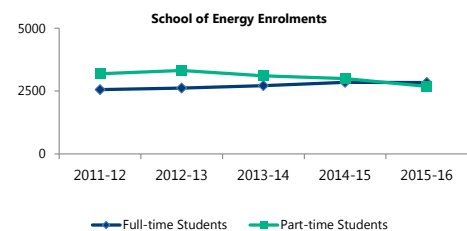
School of Computing and Academic Studies					
	2011-12	2012-13	2013-14	2014-15	2015-16
<b>Full-time Students</b>					
Technology	764	779	791	772	894
Technology Degree	74	79	83	75	68
<b>Total Full-time Students</b>	<b>838</b>	<b>858</b>	<b>874</b>	<b>847</b>	<b>962</b>
<b>Part-time Course Enrolments</b>	<b>7,068</b>	<b>7,830</b>	<b>7,671</b>	<b>7,845</b>	<b>8,200</b>
<b>Total School of Computing Enrolment Activity</b>	<b>7,906</b>	<b>8,688</b>	<b>8,545</b>	<b>8,692</b>	<b>9,162</b>



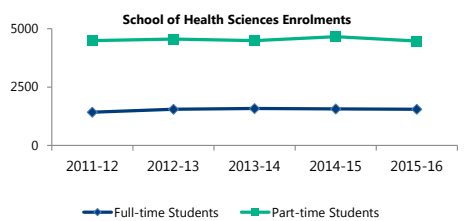
School of Construction and the Environment					
	2011-12	2012-13	2013-14	2014-15	2015-16
<b>Full-time Students</b>					
Technology	617	592	599	550	551
Technology Degree	493	504	547	560	617
Trades and Technical Studies	1,531	1,623	1,667	1,736	1,780
Apprentices	3,807	3,875	3,923	4,077	3,971
<b>Total Full-time Students</b>	<b>6,448</b>	<b>6,594</b>	<b>6,736</b>	<b>6,923</b>	<b>6,919</b>
<b>Part-time Course Enrolments</b>	<b>5,484</b>	<b>5,426</b>	<b>5,677</b>	<b>5,564</b>	<b>5,853</b>
<b>Total School of Construction Enrolment Activity</b>	<b>11,932</b>	<b>12,020</b>	<b>12,413</b>	<b>12,487</b>	<b>12,772</b>



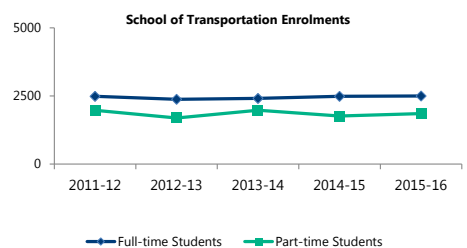
School of Energy					
	2011-12	2012-13	2013-14	2014-15	2015-16
<b>Full-time Students</b>					
Technology	830	830	846	818	844
Technology Degree	90	123	151	192	191
Trades and Technical Studies	1,035	1,032	1,049	1,027	953
Apprentice	603	633	671	810	852
<b>Total Full-time Students</b>	<b>2,558</b>	<b>2,618</b>	<b>2,717</b>	<b>2,847</b>	<b>2,840</b>
<b>Part-time Course Enrolments</b>	<b>3,187</b>	<b>3,319</b>	<b>3,104</b>	<b>2,995</b>	<b>2,687</b>
<b>Total School of Energy Enrolment Activity</b>	<b>5,745</b>	<b>5,937</b>	<b>5,821</b>	<b>5,842</b>	<b>5,527</b>



School of Health Sciences					
	2011-12	2012-13	2013-14	2014-15	2015-16
<b>Full-time Students</b>					
Technology	646	730	738	751	769
Technology Degree	776	820	844	810	783
<b>Total Full-time Students</b>	<b>1,422</b>	<b>1,550</b>	<b>1,582</b>	<b>1,561</b>	<b>1,552</b>
<b>Part-time Course Enrolments</b>	<b>4,488</b>	<b>4,559</b>	<b>4,492</b>	<b>4,658</b>	<b>4,472</b>
<b>Total School of Health Enrolment Activity</b>	<b>5,910</b>	<b>6,109</b>	<b>6,074</b>	<b>6,219</b>	<b>6,024</b>



School of Transportation					
	2011-12	2012-13	2013-14	2014-15	2015-16
<b>Full-time Students</b>					
Technology	-	-	-	-	-
Technology Degree	1	-	-	-	-
Trades and Technical Studies	1,848	1,748	1,763	1,715	1,764
Apprentice	640	629	650	774	735
<b>Total Full-time Students</b>	<b>2,489</b>	<b>2,377</b>	<b>2,413</b>	<b>2,489</b>	<b>2,499</b>
<b>Part-time Course Enrolments</b>	<b>1,975</b>	<b>1,691</b>	<b>1,976</b>	<b>1,764</b>	<b>1,855</b>
<b>Total School of Transportation Enrolment Activity</b>	<b>4,464</b>	<b>4,068</b>	<b>4,389</b>	<b>4,253</b>	<b>4,354</b>



Note: Enrolments not assigned to a school will not be reported.

Note2: Enrolment data has been regrouped to align with Institutional reporting definitions

Source: Student Information System (Banner)