

Profile of International Students

The following report provides information about International students who were enrolled at BCIT in program or course activities.

	Gender				
	2006-07	2007-08	2008-09	2009-10	2010-11
Female	510	500	661	805	898
Male	772	749	885	1,133	1,200
Total	1,282	1,249	1,546	1,938	2,098

	Age Groupings				
	2006-07	2007-08	2008-09	2009-10	2010-11
17 years and under		1	1	3	6
18 TO 21	266	236	372	473	489
22 TO 24	446	324	441	649	735
25 TO 29	360	403	465	570	634
30 TO 39	164	201	202	204	196
40 TO 49	42	56	39	27	26
50 years and older	11	28	26	12	11
Total	1,289	1,249	1,546	1,938	2,097

	Top Ten Source Countries				
	2006-07	2007-08	2008-09	2009-10	2010-11
China	462	479	653	822	916
Saudi Arabia	5	8	20	218	253
South Korea	164	124	220	225	236
Taiwan	63	69	74	92	82
India	49	49	55	48	65
Japan	45	38	41	44	45
Vietnam	26	15	15	23	39
USA	14	22	20	22	35
Hong Kong	36	24	25	27	32
Russia	8	10	13	18	31
All Other Source Countries	131	152	179	221	256
Total	1,026	1,012	1,342	1,785	1,990

Note: Countries that are unknown or undeclared are not included in the counts.

	BCIT Schools Where Students Are Enrolled				
	2006-07	2007-08	2008-09	2009-10	2010-11
School of Business	290	325	424	532	529
School of Computing & Academic Studies	57	64	86	86	102
School of Construction & The Environment	150	107	131	157	164
School of Energy	66	80	91	99	112
School of Health Sciences	15	14	21	21	16
School of Transportation	100	99	128	140	158
Total	678	689	881	1,035	1,081

Note: Students not assigned to a school will not be reported out.

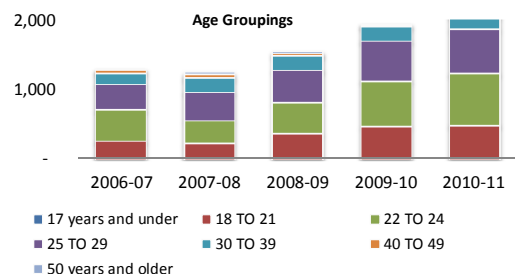
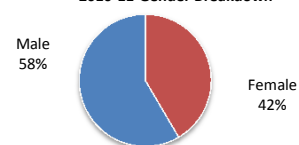
	Enrolments by Program Types				
	2006-07	2007-08	2008-09	2009-10	2010-11
Part-time Studies	1,033	1,001	1,051	1,045	1,054
International Student Entry Program			242	603	730
Full-time Programs	233	214	290	361	474
International Programs	234	194	226	223	180
Apprentice Programs				1	2
Total	1,500	1,409	1,809	2,233	2,440

Note: Students can be enrolled in more than one program type within a reporting year.

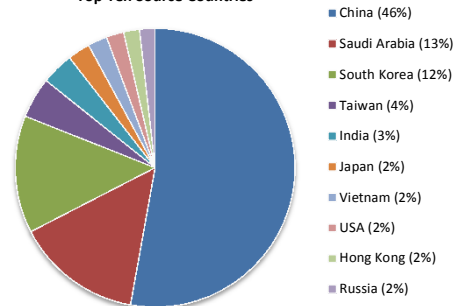
Source: Student Information System (Banner)

International Students at a Glance

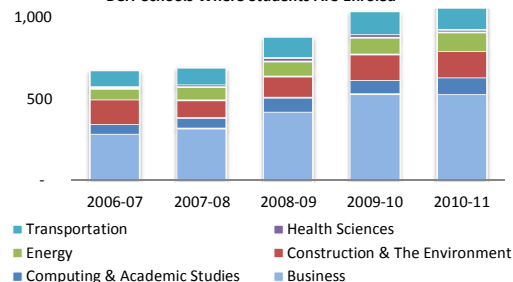
2010-11 Gender Breakdown



Top Ten Source Countries



BCIT Schools Where Students Are Enrolled



2010-11 Enrolments by Program Types

