

Profile of High School Graduates Attending BCIT

The following report provides information about B.C. public high school students who subsequently enrol at BCIT within one year of their high school graduation.

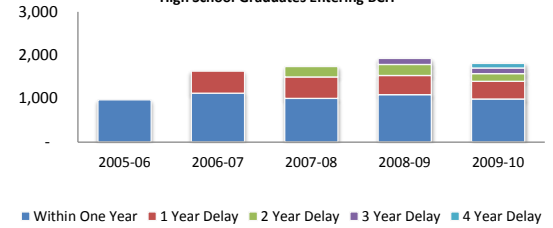
High School Graduates Entering BCIT

High School Graduating Year	BCIT Entry Year				
	2005-06	2006-07	2007-08	2008-09	2009-10
2003/2004	971	506	241	140	103
2004/2005		1,123	491	251	130
2005/2006			1,003	443	176
2006/2007				1,089	409
2007/2008					987
Total High School Graduates	971	1,629	1,735	1,923	1,805

Note: Highlighted data indicates the number of high school students who enrolled in BCIT within a year of graduating

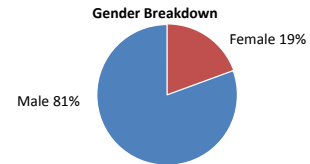
Five Year Historical Trends

High School Graduates Entering BCIT



Gender of Those Attending BCIT within One Year of Graduating

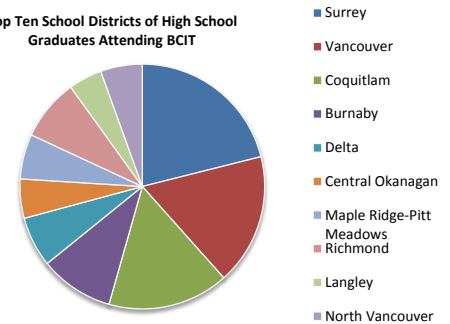
	2005-06	2006-07	2007-08	2008-09	2009-10
Female	207	199	213	210	176
Male	764	924	790	879	811
Total	971	1,123	1,003	1,089	987



Top Ten School Districts of High School Students Who Attend BCIT within One Year of Graduating

	2005-06	2006-07	2007-08	2008-09	2009-10
Surrey	164	190	160	204	189
Vancouver	152	161	148	136	157
Coquitlam	109	145	112	168	145
Burnaby	78	89	65	100	86
Delta	60	54	51	45	63
Central Okanagan	10	72	32	59	53
Maple Ridge-Pitt Meadows	40	40	60	59	49
Richmond	70	86	82	73	49
Langley	38	42	38	24	36
North Vancouver	65	47	43	47	34

Top Ten School Districts of High School Graduates Attending BCIT

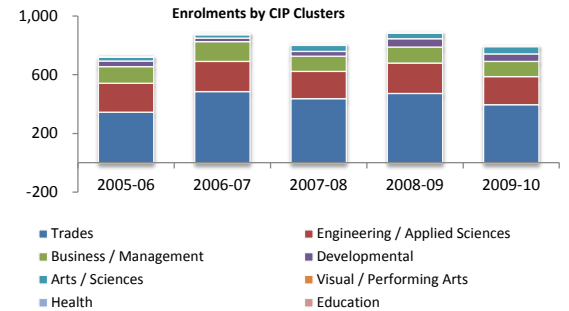


Enrolment by Classification of Instructional Program Clusters (CIP)

	2005-06	2006-07	2007-08	2008-09	2009-10
Trades	344	484	436	472	395
Engineering and Applied Sciences	198	206	186	207	192
Other	237	236	190	196	186
Business and Management	113	135	104	109	103
Developmental	38	24	32	56	51
Arts and Sciences	25	23	42	37	50
Visual and Performing Arts	6	5	4	4	7
Health	10	8	8	7	2
Education	-	2	1	1	1
Total	971	1,123	1,003	1,089	987

Note: 'Other' contains enrolments for student who have either not declared a program or are taking course activity outside of their declared program

Enrolments by CIP Clusters



First Credential Awarded by BCIT Entry Year

First Credential Awarded Year

BCIT Entry Year	First Credential Awarded Year					No Credential Yet	Total Students
	2005/2006	2006/2007	2007/2008	2008/2009	2009-10		
2005/2006	135	232	115	54	33	402	971
2006/2007	-	323	360	151	73	722	1,629
2007/2008	-	-	334	375	135	891	1,735
2008/2009	-	-	-	348	397	1,178	1,923
2009/2010	-	-	-	-	308	1,497	1,805
Total Credentials Awarded	135	555	809	928	946	4,690	8,063

Source: Student Transitions Project (STP) Pivot Tables

http://www.aved.gov.bc.ca/student_transitions/