

Profile of Aboriginal Students

The following report provides information about Aboriginal students who were enrolled at BCIT in program or course activities.

Gender					
	2006-07	2007-08	2008-09	2009-10	2010-11
Female	332	378	419	401	454
Male	748	768	866	868	897
Total	1,080	1,146	1,285	1,269	1,351

Age Groupings					
	2006-07	2007-08	2008-09	2009-10	2010-11
17 years and under	51	28	27	14	22
18 TO 21	263	237	235	256	251
22 TO 24	206	205	226	228	211
25 TO 29	225	255	285	299	335
30 TO 39	209	241	305	248	306
40 TO 49	89	132	148	156	173
50 TO 64	35	45	55	67	51
65 years and older	2	2	2	1	
Total	1,080	1,145	1,283	1,269	1,349

Top Ten School Districts Where Students are Enrolling From					
	2006-07	2007-08	2008-09	2009-10	2010-11
Surrey	59	67	73	63	82
Vancouver	51	71	81	77	80
Coquitlam	71	81	69	81	78
Langley	35	44	49	38	40
Maple Ridge-Pitt Meadows	28	23	27	32	38
Burnaby	35	32	31	40	36
Prince George	30	35	43	35	36
North Vancouver	29	30	44	40	31
Kamloops/Thompson	44	30	29	32	27
Delta	22	25	24	29	23
All other School Districts	676	708	816	802	880
Total	1,080	1,146	1,286	1,269	1,351

Enrolment by Classification of Instructional Program Clusters (CIP)					
	2006-07	2007-08	2008-09	2009-10	2010-11
Arts and Sciences	17	26	25	29	37
Business and Management	75	68	97	106	117
Developmental	17	9	11	14	27
Education	1	1	3	5	5
Engineering and Applied Sciences	91	97	100	98	116
Health	36	39	38	38	37
Human and Social Services	6	6	8	4	5
Other	534	574	704	639	670
Trades	376	398	444	435	478
Visual and Performing Arts	14	10	9	7	7
Total	1,167	1,228	1,439	1,375	1,499

Note: Students can be enrolled in more than one CIP Cluster within a reporting year.

Credentials Earned					
	2006-07	2007-08	2008-09	2009-10	2010-11
Bachelor Degree	4	5	5	4	13
Advanced Diploma		2			2
Advanced Certificate	5	5	3	2	4
Diploma	33	46	37	39	31
Certificate	77	85	86	74	101
Apprenticeship	4	2		2	
Total Credentials Earned	123	145	131	121	151

Note: Aboriginal status is self-declared by students.

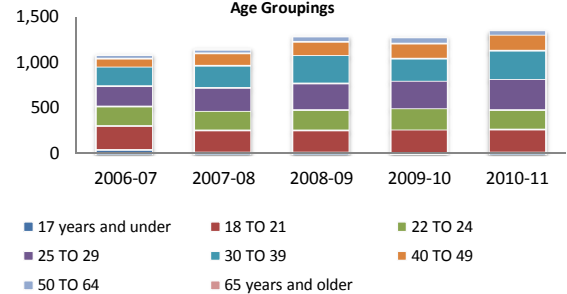
Source: Ministry of Advanced Education's CDW Pivot Tables
<http://www.aved.gov.bc.ca/datawarehouse/>

Five Year Historical Trends

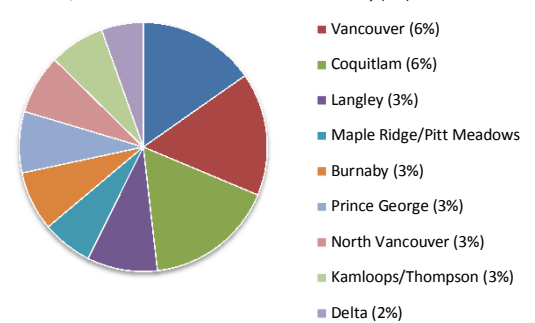
Gender Breakdown



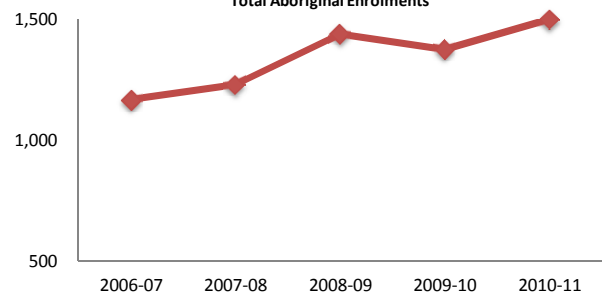
Age Groupings



Top Ten School Districts



Total Aboriginal Enrolments



Credentials Earned

