

Graduate Outcomes Employment Rates

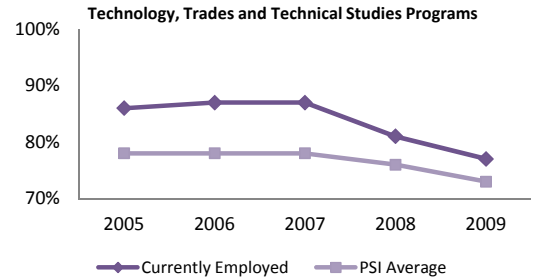
The following report provides information relating to BCIT's graduates and their employment outcomes within one to two years after graduation.

Technology, Trades and Technical Studies Programs 2005 - 2009

Graduation Year	2005	2006	2007	2008	2009
Survey Year	2006	2007	2008	2009	2010
Eligible Cohort	5,027	5,004	4,776	4,996	4,762
Response Rate	64%	63%	64%	66%	66%
Currently Employed	86%	87%	87%	81%	77%
PSI Average	78%	78%	78%	76%	73%
Median Hourly Wage	\$17	\$19	\$20	\$20	\$20
PSI Average	\$15	\$16	\$17	\$18	\$17
Employed in Training Related Job	81%	85%	85%	83%	74%
PSI Average	84%	67%	66%	67%	65%
Found Training Related Job within 6 months	96%	95%	97%	97%	94%
PSI Average	96%	97%	96%	97%	94%

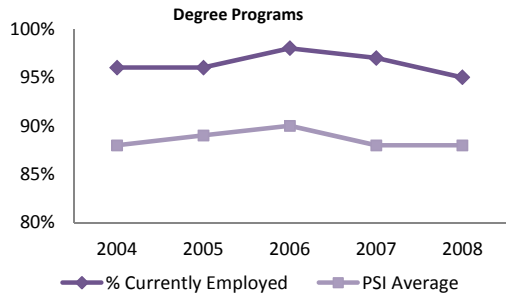
BCIT Employment Trends at a Glance

% Currently Employed by Graduation Year



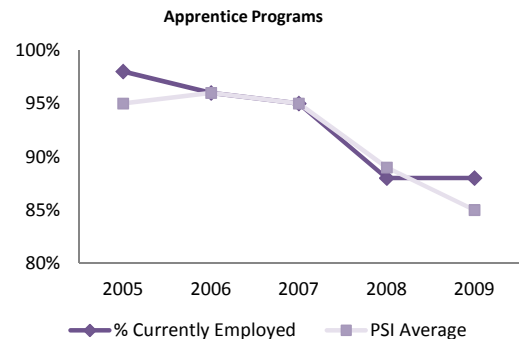
Degree Programs 2003 - 2008

Graduation Year	2004	2005	2006	2007	2008
Survey Year	2006	2007	2008	2009	2010
Eligible Cohort	270	331	404	414	444
Response Rate	64%	62%	62%	67%	63%
% Currently Employed	96%	96%	98%	97%	95%
PSI Average	88%	89%	90%	88%	88%
Median Gross Salary	\$57,000	\$60,000	\$60,000	\$65,000	\$64,480
PSI Average	\$42,000	\$45,000	\$45,000	\$47,000	\$48,000
Employed in Training Related Job	91%	90%	95%	93%	90%
PSI Average	79%	78%	78%	77%	81%



Apprentice Programs 2005 - 2009

Graduation Year	2005	2006	2007	2008	2009
Survey Year	2006	2007	2008	2009	2010
Eligible Cohort	965	970	1,034	1,122	1,371
Response Rate	60%	60%	58%	61%	58%
% Currently Employed	98%	96%	95%	88%	88%
PSI Average	95%	96%	95%	89%	85%
Median Hourly Wage	\$26	\$27	\$29	\$30	\$30
PSI Average	\$25	\$26	\$28	\$29	\$28
Employed in Training Related Job	95%	94%	93%	95%	96%
PSI Average	95%	96%	95%	95%	94%
Found Training Related Job within 6 months	97%	98%	99%	99%	99%
PSI Average	96%	98%	98%	99%	98%



PSI Average = the average of all institutions (excluding BCIT) participating in the designated survey

PSI Average for Degree Programs does not include the Research Universities (UBC, UBC-O, UNBC, UVIC, SFU)

Source: BC Student Outcomes

<http://outcomes.bcstats.gov.bc.ca/SORSLite/SORSLiteHome.aspx/>