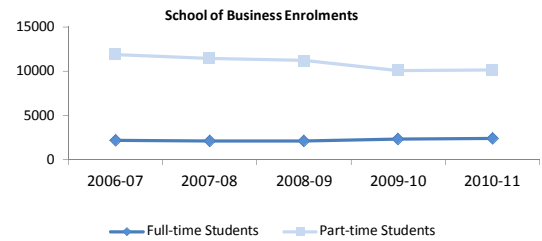


## Enrolments by School

Enrolment data on this page represents an unduplicated headcount of student activity at the level being reported. The possibility of cross-activity, for instance the same student taking a full-time program in the School of Health Sciences and then a part-time course under the School of Computing all in the same year, means the enrolment counts are not additive.

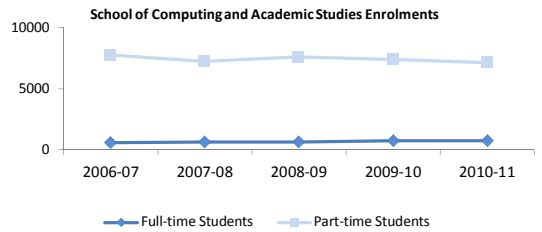
### School of Business

	2006-07	2007-08	2008-09	2009-10	2010-11
<b>Full-time Students</b>					
Technology	2,160	2,095	2,079	2,187	2,240
Technology Degree	49	48	71	134	166
<b>Total Full-time Students</b>	<b>2,209</b>	<b>2,143</b>	<b>2,150</b>	<b>2,321</b>	<b>2,406</b>
<b>Part-time Course Enrolments</b>	<b>11,886</b>	<b>11,496</b>	<b>11,225</b>	<b>10,103</b>	<b>10,183</b>
<b>Total School of Business Enrolment Activity</b>	<b>14,095</b>	<b>13,639</b>	<b>13,375</b>	<b>12,424</b>	<b>12,589</b>



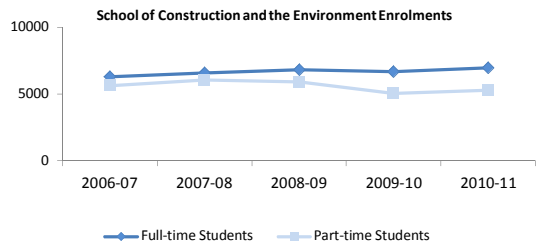
### School of Computing and Academic Studies

	2006-07	2007-08	2008-09	2009-10	2010-11
<b>Full-time Students</b>					
Technology	560	594	635	696	700
Technology Degree	55	63	37	55	75
<b>Total Full-time Students</b>	<b>615</b>	<b>657</b>	<b>672</b>	<b>751</b>	<b>775</b>
<b>Part-time Course Enrolments</b>	<b>7,777</b>	<b>7,208</b>	<b>7,603</b>	<b>7,412</b>	<b>7,109</b>
<b>Total School of Computing Enrolment Activity</b>	<b>8,392</b>	<b>7,865</b>	<b>8,275</b>	<b>8,163</b>	<b>7,884</b>



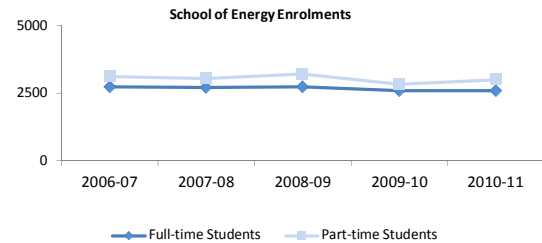
### School of Construction and the Environment

	2006-07	2007-08	2008-09	2009-10	2010-11
<b>Full-time Students</b>					
Technology	711	506	497	547	561
Technology Degree	252	341	361	432	536
Trades and Technical Studies	1,265	1,412	1,424	1,393	1,435
Apprentices	4,050	4,318	4,541	4,318	4,439
<b>Total Full-time Students</b>	<b>6,278</b>	<b>6,577</b>	<b>6,823</b>	<b>6,690</b>	<b>6,971</b>
<b>Part-time Course Enrolments</b>	<b>5,645</b>	<b>6,032</b>	<b>5,922</b>	<b>5,072</b>	<b>5,293</b>
<b>Total School of Construction Enrolment Activity</b>	<b>11,923</b>	<b>12,609</b>	<b>12,745</b>	<b>11,762</b>	<b>12,264</b>



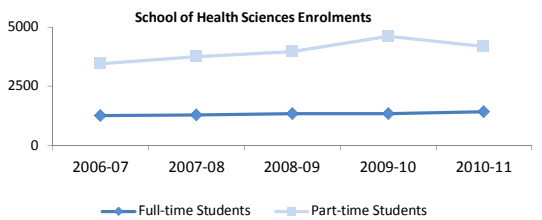
### School of Energy

	2006-07	2007-08	2008-09	2009-10	2010-11
<b>Full-time Students</b>					
Technology	874	833	807	817	813
Technology Degree		14	42	56	71
Trades and Technical Studies	1,075	1,044	996	981	1,024
Apprentice	784	813	891	736	692
<b>Total Full-time Students</b>	<b>2,733</b>	<b>2,704</b>	<b>2,736</b>	<b>2,590</b>	<b>2,600</b>
<b>Part-time Course Enrolments</b>	<b>3,104</b>	<b>3,045</b>	<b>3,220</b>	<b>2,840</b>	<b>2,996</b>
<b>Total School of Energy Enrolment Activity</b>	<b>5,837</b>	<b>5,749</b>	<b>5,956</b>	<b>5,430</b>	<b>5,596</b>



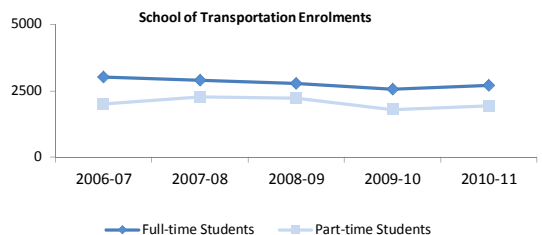
### School of Health Sciences

	2006-07	2007-08	2008-09	2009-10	2010-11
<b>Full-time Students</b>					
Technology	633	657	698	653	637
Technology Degree	633	645	656	701	792
<b>Total Full-time Students</b>	<b>1,266</b>	<b>1,302</b>	<b>1,354</b>	<b>1,354</b>	<b>1,429</b>
<b>Part-time Course Enrolments</b>	<b>3,463</b>	<b>3,738</b>	<b>3,976</b>	<b>4,599</b>	<b>4,180</b>
<b>Total School of Health Enrolment Activity</b>	<b>4,729</b>	<b>5,040</b>	<b>5,330</b>	<b>5,953</b>	<b>5,609</b>



### School of Transportation

	2006-07	2007-08	2008-09	2009-10	2010-11
<b>Full-time Students</b>					
Technology Degree	1	1			1
Trades and Technical Studies	2,234	2,031	1,903	1,753	1,941
Apprentice	778	864	885	801	757
<b>Total Full-time Students</b>	<b>3,013</b>	<b>2,896</b>	<b>2,788</b>	<b>2,554</b>	<b>2,699</b>
<b>Part-time Course Enrolments</b>	<b>2,015</b>	<b>2,278</b>	<b>2,213</b>	<b>1,795</b>	<b>1,934</b>
<b>Total School of Transportation Enrolment Activity</b>	<b>5,028</b>	<b>5,174</b>	<b>5,001</b>	<b>4,349</b>	<b>4,633</b>



Note: Enrolments not assigned to a school will not be reported.

Note2: Enrolment data has been regrouped to align with Institutional reporting definitions

Source: Student Information System (Banner)