

# BC Diploma, Associate Degree, and Certificate Student Outcomes Survey - Quick Report

## British Columbia Institute of Technology

This report shows data from the 2009, 2010 and 2011 BC Diploma, Associate Degree, and Certificate Student Outcomes Surveys.

**Program: 9100: Geographic Information Systems (ADIP)**

### Former Students

123 students from this program were asked to complete the survey

- 62% were male, and 38% were female
- the typical age was 29


86 students completed the survey

- 100% graduated from the program

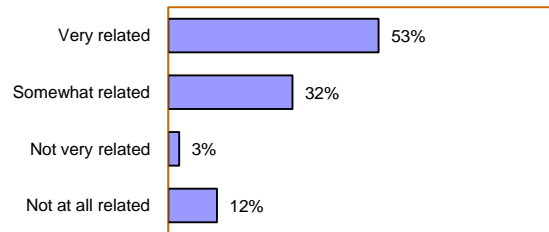
### Employment

The typical hourly wage was \$24.

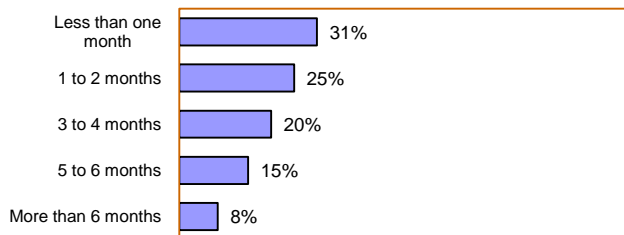
**How many former students are employed?**



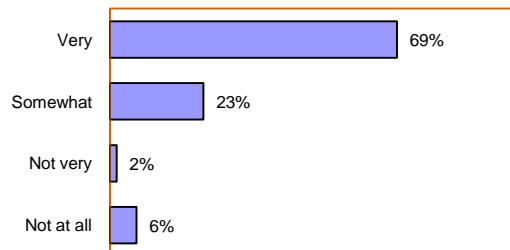
Employed former students were asked:  
**How related is your job to the program you took?**



**How long did it take you to find your program-related job?**



**How useful was your program in getting your job?**



### Top five program-related jobs

|   | # employed in this program-related job | % employed (based on all employed) | Typical hourly wage |
|---|--|------------------------------------|---------------------|
| Tech. Occs. in Arch. Draft. Survey. & Map | 48                                     | 66%                                | \$24                |
| Tech. Occs. in Computer & Info Systems    | 3 *                                    | 4%                                 | **                  |
| Computer and Info. Systems Professionals  | 3 *                                    | 4%                                 | **                  |
| Physical Science Professionals            | **                                     | **                                 | **                  |
| Policy & Prog. Off., Researchers & Cons.  | **                                     | **                                 | **                  |

\* Means that fewer than ten students answered this question.

\*\* Means that results are not shown because not enough students answered this question.

"n/a" means that there were no valid responses to the question.

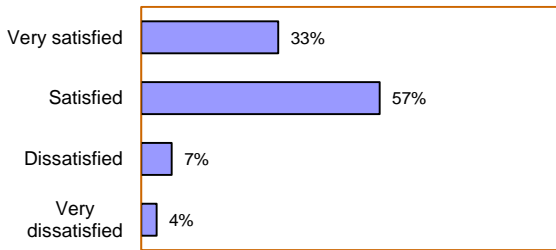
NOTE: All percentages are rounded to whole numbers.

The "% employed" is the number employed in the program-related job divided by the number of all employed respondents, not just those with jobs identified as program-related.

# BC Diploma, Associate Degree, and Certificate Student Outcomes Survey - Quick Report

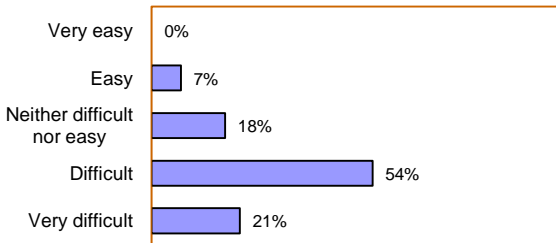
## Satisfaction

How satisfied are you with your education?



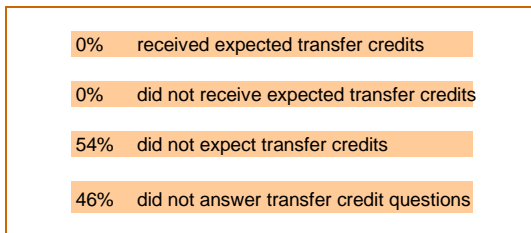
## Level of Difficulty

What was the level of difficulty of your program (not asked in 2010 and 2011)?



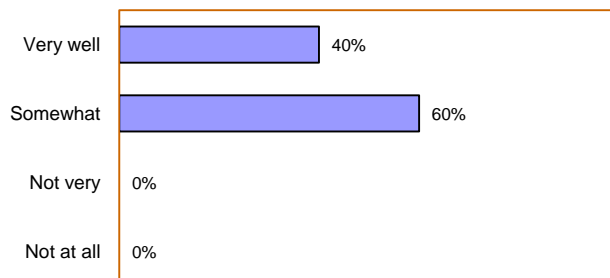
## Further Studies

Of those who took further studies:



Those who took further studies in a related field were asked:

\* How well were you prepared for further studies?



\* Means that fewer than ten students answered this question.

\*\* Means that results are not shown because not enough students answered this question.

"n/a" means that there were no valid responses to the question.

NOTE: All percentages are rounded to whole numbers.