

BC Diploma, Associate Degree, and Certificate Student Outcomes Survey - Quick Report

British Columbia Institute of Technology

This report shows data from the 2009, 2010 and 2011 BC Diploma, Associate Degree, and Certificate Student Outcomes Surveys.

Program: 7200: Renewable Resources-Fish Wildlife & Recreation (DIPL)

Former Students

74 students from this program were asked to complete the survey

- 46% were male, and 54% were female
- the typical age was 26

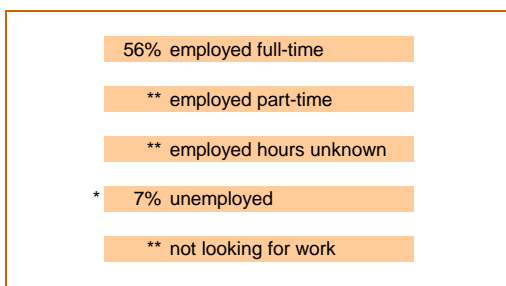
54 students completed the survey

- 100% graduated from the program

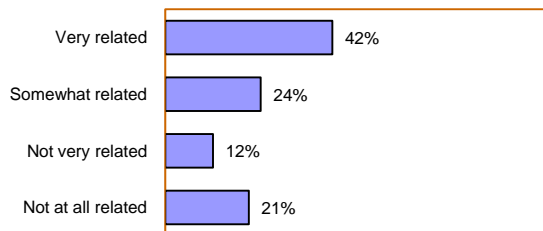
Employment

The typical hourly wage was \$17.

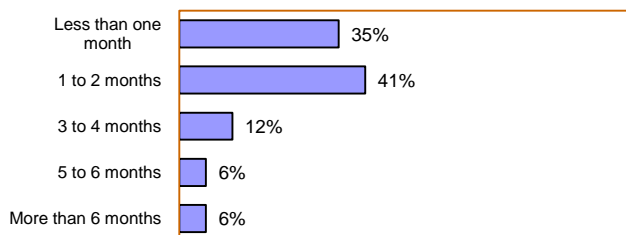
How many former students are employed?



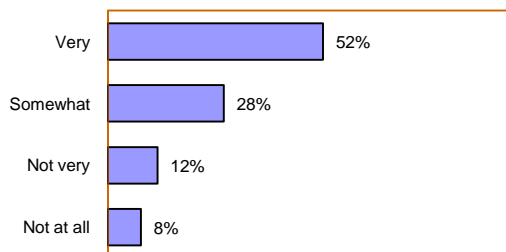
Employed former students were asked:
How related is your job to the program you took?



How long did it take you to find your program-related job?



How useful was your program in getting your job?



Top five program-related jobs

	# employed in this program-related job	% employed (based on all employed)	Typical hourly wage
Technical Occupations in Life Sciences	9 *	27%	\$19
Tour & Rec. Guides & Amusement Occs.	4 *	12%	**
Policy & Prog. Off., Researchers & Cons.	**	**	**
Tech. Occs. in Libraries, Archives etc.	**	**	**
Primary Production Labourers	**	**	**

* Means that fewer than ten students answered this question.

** Means that results are not shown because not enough students answered this question.

"n/a" means that there were no valid responses to the question.

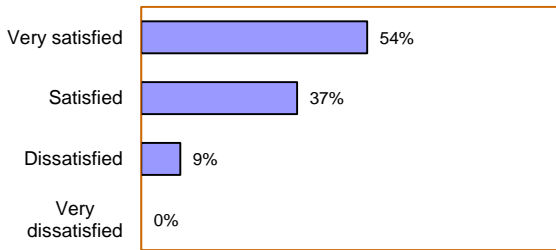
NOTE: All percentages are rounded to whole numbers.

The "% employed" is the number employed in the program-related job divided by the number of all employed respondents, not just those with jobs identified as program-related.

BC Diploma, Associate Degree, and Certificate Student Outcomes Survey - Quick Report

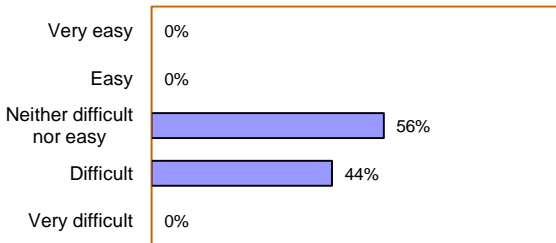
Satisfaction

How satisfied are you with your education?



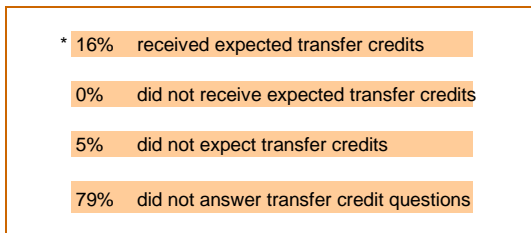
Level of Difficulty

What was the level of difficulty of your program (not asked in 2010 and 2011)?



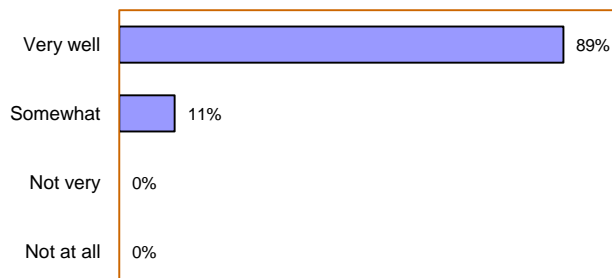
Further Studies

Of those who took further studies:



Those who took further studies in a related field were asked:

How well were you prepared for further studies?



* Means that fewer than ten students answered this question.

** Means that results are not shown because not enough students answered this question.

"n/a" means that there were no valid responses to the question.

NOTE: All percentages are rounded to whole numbers.