

BC Diploma, Associate Degree, and Certificate Student Outcomes Survey - Quick Report

British Columbia Institute of Technology

This report shows data from the 2009, 2010 and 2011 BC Diploma, Associate Degree, and Certificate Student Outcomes Surveys.

Program: 500A: Food Technology (DIPL)

Former Students

44 students from this program were asked to complete the survey

- 25% were male, and 75% were female
- the typical age was 25

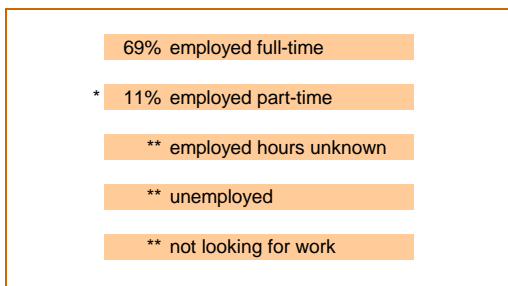
36 students completed the survey

- 100% graduated from the program

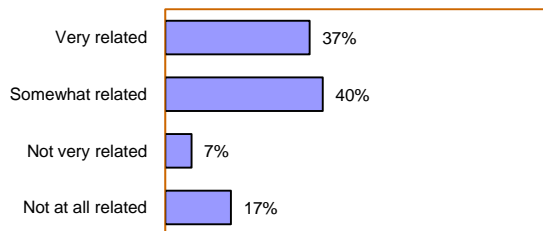
Employment

The typical hourly wage was \$15.

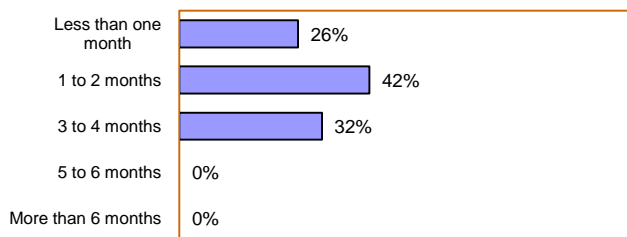
How many former students are employed?



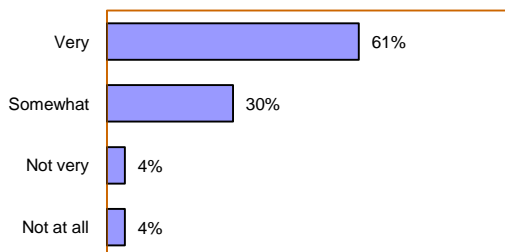
Employed former students were asked: How related is your job to the program you took?



How long did it take you to find your program-related job?



How useful was your program in getting your job?



Top five program-related jobs

	# employed in this program-related job	% employed (based on all employed)	Typical hourly wage
Technical Occs. in Physical Sciences	9 *	30%	\$15
Mach. Ops. & Rel. Wrk. in Food, Bev. etc	6 *	20%	\$16
Supervisors, Processing Occupations	**	**	**
Technical Occupations in Life Sciences	**	**	**
Stationary Eng.s & Power Stn. & Sys. Ops.	**	**	**

* Means that fewer than ten students answered this question.

** Means that results are not shown because not enough students answered this question.

"n/a" means that there were no valid responses to the question.

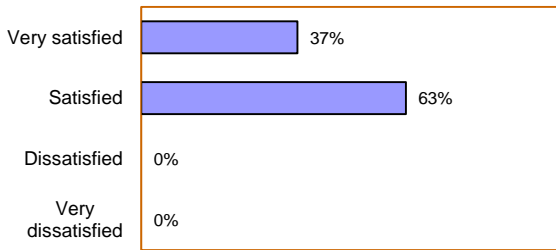
NOTE: All percentages are rounded to whole numbers.

The "% employed" is the number employed in the program-related job divided by the number of all employed respondents, not just those with jobs identified as program-related.

BC Diploma, Associate Degree, and Certificate Student Outcomes Survey - Quick Report

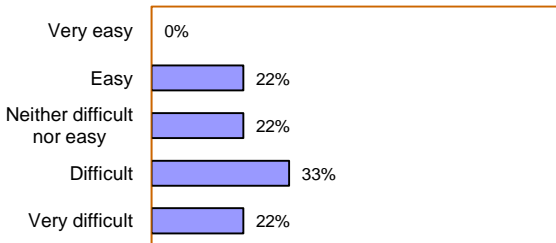
Satisfaction

How satisfied are you with your education?



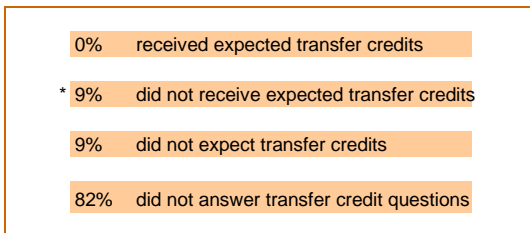
Level of Difficulty

* What was the level of difficulty of your program (not asked in 2010 and 2011)?



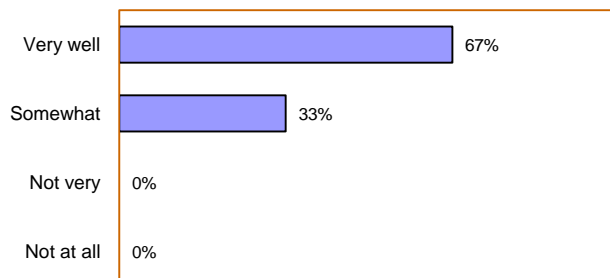
Further Studies

Of those who took further studies:



Those who took further studies in a related field were asked:

* How well were you prepared for further studies?



* Means that fewer than ten students answered this question.

** Means that results are not shown because not enough students answered this question.

"n/a" means that there were no valid responses to the question.

NOTE: All percentages are rounded to whole numbers.